



KUKKO
Tool factory

A world **in motion**
since 1919!

specialized in extractors



General catalogue

EN
2017/2018

KUKKO tool program





KUKKO tool factory a world in motion since 1919!

KUKKO-Werkzeugfabrik Kleinbongartz & Kaiser oHG is the manufacturer of extractor tools for users in trade and industry.

In 1919, Kleinbongartz & Kaiser oHG, the core company of today's KUKKO Group, was founded by Alfred Kleinbongartz and his brother-in-law Emil Kaiser in Remscheid, the centre of the German tool industry.

As of October 2013, the company location is in Hilden. KUKKO has been an independent, owner-run family company for four generations and is one of the world's leading producers of extractor tools of all kinds.

From the very beginning, KUKKO specialized in the development and manufacturing of extractor tools for the non-destructive dismantling of gears, bearings, ball bearings and similar components in all areas of technology.

To this day, the product lines, extractor tools and dismantling tools are the core business of the KUKKO Group.

Numerous German and foreign patents, registered designs, and utility models bear witness to the intensive, continuous and successful development work.



Hilden Logistics Center

State-of-the-art storage technology - Global distribution - Supply capability as a success factor

An optimized organization, state-of-the-art data technology and the new, automated small parts warehouse at the Hilden location guarantee that 95 per cent of customer orders received at the factory are shipped within 24 hours. In the tool industry, this warehouse is the most modern of its kind. In addition to shipping, it also supplies our company's production.





Innovation, competence, quality, service and customer proximity

have for decades been the foundation of the company's success in the world's markets. More than 60% of production is exported and sold worldwide in more than 100 countries.

The success with more than 150 extractor types in more than 500 different implementation sizes has, over time, resulted in the KUKKO brand name becoming synonymous with extractor tools.

Strict adherence to the requirements of the customer benefit – as well its modernity, high technical competence, significant financial power, and timely customer service – has made KUKKO an esteemed partner of the retail trade and one of the top European system suppliers in the workshop area of the automotive industry.

Design and modeling

3D printing technology in the early design phase

The tradition of technical drawing on paper was digitalized a long time ago. Today, an engineer can use professional CAD applications for the design and construction of technical solutions. They can be used to create a virtual model of three-dimensional objects using a computer. One great advantage here is the spatial representation of the object as needed.



Meanwhile, it is also possible to quickly create the previously produced 3D model with cutting-edge printing technology early on in the design phase.





Knowledge management

Shorter distances, faster design

With the integration of Confluence into the operation, the current design status of any product can be viewed at any time. Using defined data on deadlines and allocation to teams and people, what is missing, who is responsible, and when the task must be completed can all be seen at a glance.

The schedule for the development of a new tool is designed and established from the start through to completion. The clear allocation of tasks and their due dates help prevent unnecessary down times. The development phase is significantly optimized with Confluence.

The customer can also see the transparency of the product development. Specific customer projects can always be monitored and, if necessary, immediately corrected.

“ Project status and deadlines globally visualized. ”





Puller guide

Use our guide to pullers to help quickly and safely select the right puller.

Not sure which puller is the right one for you? Our guide will ensure that you find the puller best suited for your application. Whether external pulling, interior extraction, separating pulling, or the fitting and removal of ball bearings, you can find the right tool for every application.

The guide also serves as a textbook for pulling applications and is available in seven languages.

You can find it under the download section in the service area of our website.



TURNUS catalogue

Our TURNUS line of products is specially designed for bolting, tensioning, clamping, striking, and marking jobs.

Any time you need to clamp something in place or mark something, the TURNUS catalogue has the solution for your application. Hand vises, screw clamps, door clamps, vises, screwdrivers, pin wrenches, punching and cutting, signing and marking as well as arc-free tools are part of the product range. You can download the current catalogue under downloads in the service area of www.KUKKO.com. Our website also offers you fast access to all TURNUS products via the TURNUS products tab.





Information about the KUKKO product range

You can find this on our homepage www.kukko.com

We have made plenty of information available for you in the download area. You will also find detailed information and application videos concerning the product.



Would you like to order spare parts? You can do this quickly and easily, because almost all the components are available and numbered as spare parts. In the service area of our homepage, you will find the spare parts list for downloading.

Videos

The videos will help you with any questions you may have about the application of our tools.

What is the proper way to use the tool? The application video is a quick illustration of the safe and correct use of our tools. Almost all our tools have a QR code that you can scan with your smartphone to directly access the corresponding video. All videos are provided directly on your YouTube channel www.youtube.com/kukkotools.

 www.youtube.com/kukkotools

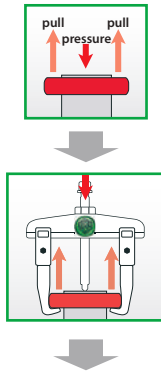




EXTERNAL



The part to be removed is on a shaft and is freely accessible from the outside!

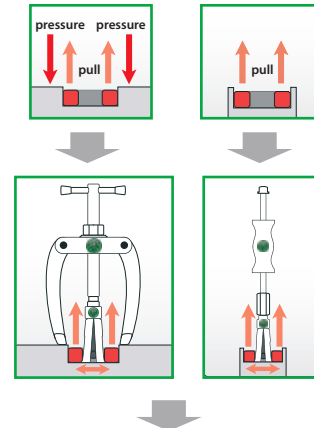


Use an **EXTERNAL** puller

INTERNAL



The part to be removed is in a recess!

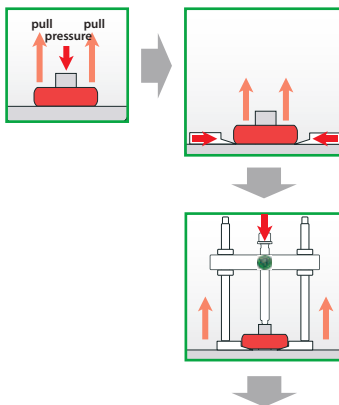


Use an **INTERNAL** puller

SEPARATING



The part to be removed is level. It is not possible to use standard puller jaws!

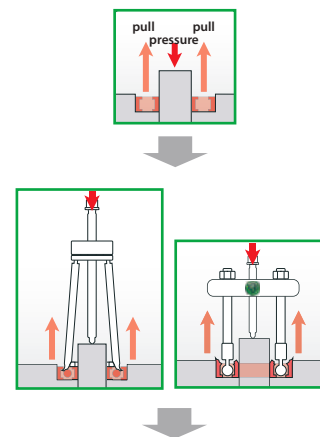


Use an **SEPARATING** device

BALL BEARING



The ball bearing is in a housing and on a shaft at the same time.















Use an **BALL BEARING** extractor



Content

Inhalt

KUKKO Products		01	External extracting..... 10	01
			Außen-Abziehen	02
		02	Internal extracting..... 72	03
			Innen-Ausziehen	04
		03	Separating..... 86	05
			Trenn-Abziehen	06
		04	Ball bearing removal and fitting..... 94	07
			Kugellager Aus- & Einbau	08
		05	Displays..... 104	09
			Displays	10
		06	Series 800..... 112	11
			Baureihe 800	12
	07	Nut splitting..... 128		
		Muttersprengen		
	08	Extractor..... 132		
		Ausdreher		
Automotive		09	Automotive special..... 138	
		Automotive Spezial		
		10	Ball-joint extractors..... 156	
		Kugelgelenk-Ausdrücker		
Hydraulic		11	Hydraulic..... 170	
		Hydraulik		
Offshore		12	Offshore and others..... 188	
		Offshore und andere		
		The 4 puller principles..... 8		
		Die 4 Abziehprinzipien		
		Pulling Jaws Basics..... 194		
		Übersicht: Abzughaken		
		Index..... 202		
		Index		
		Explanation / Safety instructions..... 206		
		Legende / Sicherheitshinweise		

Impressum

Firma / Company:

Registergericht / Court of Registry:

Phone:

Fax:

E-Mail:

Website:

© 2016 Kleinbongartz & Kaiser oHG · All rights reserved.

Unauthorized copying or distribution without written permission is strictly prohibited.

Kukko Werkzeugfabrik
Kleinbongartz & Kaiser oHG
Heinrich-Hertz-Str. 5, 40721 Hilden, Germany
Duesseldorf (HRA Nr. 22727)
+49 (0) 2103-9754-300
+49 (0) 2103-9754-310
info@kukko.com
www.kukko.com

Gesamtkatalog / General catalogue


Diesem Katalog liegen unsere allgemeinen Geschäftsbedingungen zugrunde. Maße und Gewichte sind nur annähernd. Modell- und Ausführungsänderungen, Irrtümer und Druckfehler behalten wir uns vor. Allgemeine Liefer- und Zahlungsbedingungen siehe: www.kukko.com

Our general terms of business form the basis of this catalogue.

Measurements and weights are only approximate.

All rights are reserved for alteration of models and finishes, mistakes and misprint.

General Terms and Conditions of Delivery and Payment see www.kukko.com





External extracting

Außen-Abziehen

01

Selection of the right external puller.....	12
Auswahl des richtigen Außen-Abziehers	
Pullers with sliding, parallel jaws.....	16
Abzieher mit gleitenden, immer parallelen Abzughaken	
Accessories External pulling.....	36
Zubehör für Aussen-Abzieher	
Spindle basics.....	42
Übersicht: Spindel	
Pullers with swivelling jaws.....	50
Abzieher mit schwenkbaren Abzughaken	
Pullers with self-centering jaws.....	57
Abzieher mit selbstzentrierenden Abzughaken	
Pullers with Auto-Snap.....	60
Abzieher mit Auto-Snap	
Puller with cone-driven spread adjuster.....	61
Abzieher mit konischer Selbstspannung	
Pullers with reversible jaws.....	62
Abzieher mit umkehrbaren Haken	
Pullers with side clamp.....	64
Abzieher mit seitlicher Spannzwinde	
Pullers with adjustable jaws.....	66
Abzieher mit voreinstellbaren Abzughaken	
Small part puller.....	67
Kleinteilabzieher	
Puller Economy.....	68
Abzieher Economy	

01

02

03

04

05

06

07


08

09

10

11

12





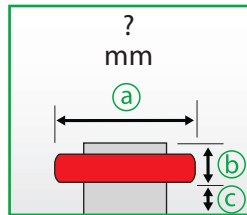
Selection of the right external puller



The part to be removed is on a shaft and is freely accessible from the outside!



1st step: Measuring the space available



- Ⓐ diameter → defines the spreads
- Ⓑ depth → defines max. reach
- Ⓒ available space → defines the size of the puller jaw

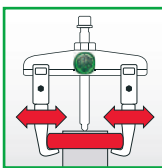
2nd step: Selection of the puller type

Requirement:

- The puller is used for various applications.
- The puller must be able to change characteristics e.g. increase the reach etc.

Recommendation of KUKKO

Puller with sliding, parallel puller jaws



The puller jaws can be moved continuously (even asymmetrically) on the cross-beam, and can be fixed to the cross-beam using a bolt connection or knurled knob.

Series available

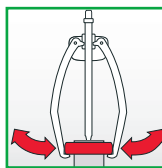
11 ; 20; 20+; 20-S; 20+S; 20-S-T
20-S+T; 30; 30+; 30-S; 30+S
30-S-T; 30-S+T; 110; 120; 130

Requirement:

- The same removal application is always used.

Recommendation of KUKKO

Puller with self-centering puller jaws (autogrip)



The two puller jaws are connected to each other. The pullers therefore ensure automatic self-tensioning and self-centering of the jaws.

Series available

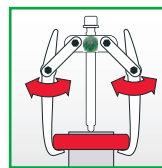
43; 44; 45; 482; 483; 844; 845

Requirement:

- The same removal application is always used.
- Same application at different depths.

Recommendation of KUKKO

Puller with swivel puller jaws



The jaws and the cross-beam are connected by movable brackets. As the spindle pulls, the jaws tense and tighten firmly.

An additional option is swivel-jaws pullers. Reversing the puller jaws expands or reduces the reach.

Series available

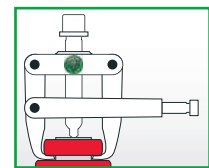
41; 42; 46; 47; 201; 203; 205
206; 207; 208; 209

Requirement:

- The bearing is flush.
- It is especially important that the puller arms do not slip off.

Recommendation of KUKKO

Puller with side tension clamps.



To remove flush parts the puller jaws grab beneath the part to be removed when pulling on the side clamps and loosen the part even before the actual pulling process. The clamp presses the puller jaws securely onto the part to be removed. This ensures that the puller jaws do not slip off.

Series available

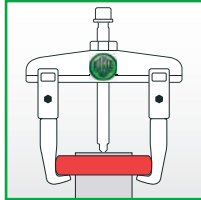
204; 210



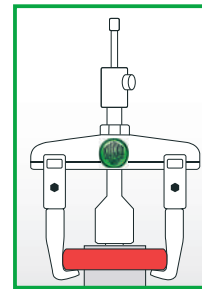
3rd step: How much force is required?

A normal amount of pressure is required.

High pressure is required because the part to be removed is particularly secure, or rusted.



Puller with mechanical pressure spindle



Puller with long hydraulic spindle

4th step: Select model

The selected pulling tool normally states the necessary power and pulling force. However, in order to be absolutely sure, you should always choose the largest possible model for dimension ranges which cross over.

Detailed dimension and performance details for all models can be found at www.KUKKO.com

For example:

1st step: Measuring the space available

Diameter: 142 mm / 120 mm / 135 mm
 Depth: 135 mm / 120 mm / 220 mm
 Available space: unlimited

2nd step: Selection of puller type

Specification: There must be pulled various bearings at different depths.
 Target: We are looking for a puller which can be individually adapted.

According to the puller guide should be used pullers with sliding puller arms that are always parallel.

3rd step: How much force is needed?

The bearings are on the shaft.

According to the puller guide should be used a puller with a mechanical spindle.

4th step: Select model

According to the KUKKO website choose the pullers from series 20 and 30 in size 2.

The decision falls to : 30-2+

Advantage:

- with the 3-jaw model, you have the best possible load distribution and a particularly secure hold.
- You can adjust your puller to the relevant reach by buying the extensions.
- The quick adjusting capability allows the reach to be changed quickly.

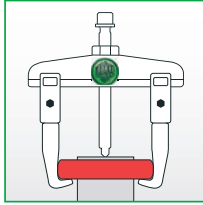
- 01
- 02
- 03
- 04
- 05
- 06
- 07
- 08
- 09
- 10
- 11
- 12



You should always give a 3-jaw puller preference if the access conditions permit. The uniform load distribution guarantees a particularly secure hold on the to be extracted part.

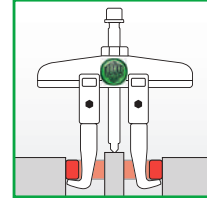
Mode of operation

STANDARD



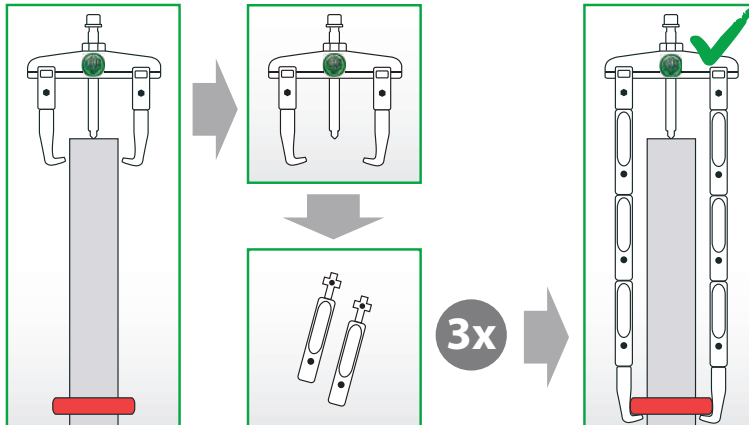
External pulling is the most common type of pulling. The part to be extracted such as a gear wheel, pulley or ball bearing, is gripped from the outside. The part is loosened from the shaft by the pull of the pressure screw.

as INTERNAL extractor



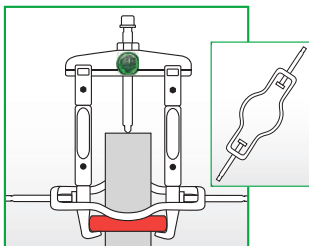
The external pullers can also be used as internal extractors by turning the jaws.
Important: When used as internal extractors, a fixed center point is required to brace the pressure screw of the products in these series.

Accessories: Modular extensions



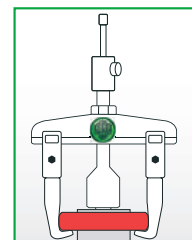
For the 20 and 30 series, we offer modular extensions. If the part to be removed sits deep inside a shaft, jaw extensions will be needed.

Accessories: Side clamp



The side clamp is available separately (No. 219-1). It is attached to the puller jaw after the puller has been fitted and prevents slippage of the puller jaw under very high forces.

Accessories: Grease hydraulic pressure spindle

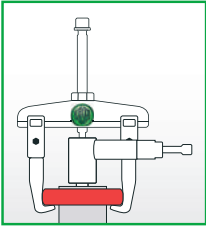


The hydraulic spindle ensures controlled and secure operating of 7-20 t. It uses the entire capability of the puller, over and above what can be achieved with a mechanical spindle. When replacing a mechanical spindle with a hydraulic one, there is also a considerable reduction in the drive force which needs to be used.



Sliding-arm pullers with constantly parallel jaws

Accessories: auxiliary grease hydraulic rams



For use with mechanical KUKKO pullers from size 3.

The auxiliary grease hydraulic rams are a good tool for significantly increasing the pressure when removing very secure parts. The hydraulic rams are simply secured between the spindle and shaft with the mechanical spindle.

No conversion of the puller is needed!

Accessories: Puller jaws

Pullers in series 20 and 30 can easily be adjusted using different puller jaws lengths and types.



Which puller jaws are right for which puller?

The puller jaws that start with **-1** ➔ fit all pullers of size **-1** and **-10**

The puller jaws that start with **-2** ➔ fit all pullers of size **-2** and **-20**

The puller jaws that start with **-3** ➔ fit all pullers of size **-3** and **-30**

The puller jaws that start with **-3** ➔ can also use by the pullers of size **-4** and **-40**

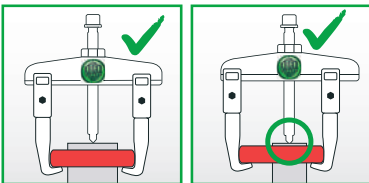
Example:

20-2 ➔ has the puller jaws 2-150-P

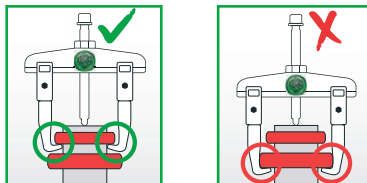
➔ can also use: 2-151-P; 2-152-P; 2-153-P

➔ can also use long puller jaws such as: 2-300-P; 2-301-P; 2-302-P; 2-303-P

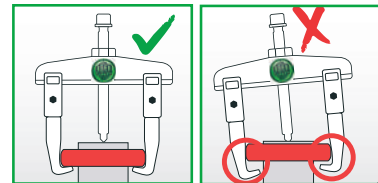
Safety instructions



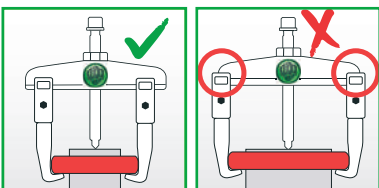
The puller must be centrally positioned for center shafts. If the shaft is not centered, pulling with parallel jaws may result asymmetrical pulling.



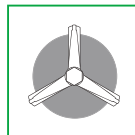
If there are several parts to be pulled, always remove them one-by-one. Never remove several parts simultaneously.



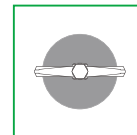
Jaws must always be positioned directly below the part to be removed.



The jaws of the leg must be set firmly and completely against the cross-beam.



If there is adequate free space around the part, we recommend a 3-jaw puller for optimal force distribution.



A 2-jaw puller is always used in situations where there is insufficient space for a 3-jaw puller.



Pullers with sliding, parallel jaws

2-jaw pullers

ST

For removing bearings, gears, discs, etc.

20








Description

- Standard pulling hook.
- Two-jaw design for space-saving operation.
- Parallel pulling hooks in every position, even with full load.
- Pulling hooks with infinite adjustment on the cross-beam.
- If there is adequate free space around the part to be removed, we recommend using a 3-jaw puller series 30 standard for optimal force distribution.

Advantage

- Can be installed on various pulling hooks.
- Variable reach thanks to jaw extensions, available up to a puller size of -20.
- Spindle head band prevents the wrench from slipping off.
- Cross-beam, up to size -30, includes hexagonal profile for holding.
- Hydraulic spindle series 8-0 for particularly tight parts, available from a particular puller size.

Art.-No.	 4021176				max.	 max.
		mm	mm	mm	t	Nm
20-1	-009433	90	100	17	4,5	80
20-10	-009921	120	100	17	4,5	80
20-2	-009501	160	150	22	6,0	150
20-20	-010088	200	150	22	6,0	150
20-3	-009686	250	200	27	8,5	300
20-30	-010163	350	200	27	8,5	300
20-4	-009761	520	200	36	12,0	400
20-40	-411861	650	300	36	12,0	400
20-5	-009846	750	400-700	41	15,0	650

Universal 2-jaw puller with long hydraulic spindle (including mechanical pressure screw)

ST

For pulling particularly tight bearings, gears, discs, etc.

20-B







Description

- Lubricating hydraulics.
- Standard pulling hook.
- Two-jaw design for space-saving operation.
- Pulling hooks with infinite adjustment on the cross-beam.
- Parallel pulling hooks in every position, even with full load.

Advantage

- Easy and even pulling for particularly tight parts.
- Can be installed on various pulling hooks.
- Variable reach thanks to jaw extensions, available up to a puller size of -20.
- Spindle head band prevents the wrench from slipping off.
- Cross-beam, up to size -30, includes hexagonal profile for holding.

Art.-No.	 4021176				max.	mit with
		mm	mm	mm	t	
20-2-B	-885815	160	150	12	7	8-01
20-20-B	-885846	200	150	12	7	8-01
20-3-B	-885891	250	200	12	10	8-02
20-30-B	-885945	350	200	12	10	8-02
20-4-B	-885983	520	200	-	15	8-1-B
20-40-B	-886010	650	300	-	15	8-1-B



Universal 2-jaw puller with extended jaws

ST

For removing bearings, gears, discs, etc.

20







Description

- Extended standard puller hook.
- Two-jaw design for space-saving operation.
- Pulling hooks with infinite adjustment on the cross-beam.
- Parallel pulling hooks in every position, even with full load.
- If there is adequate free space around the part to be removed, we recommend using a 3-jaw puller series 30 for optimal force distribution.

Advantage

- Can be installed on various pulling hooks.
- Variable reach thanks to jaw extensions, available up to a puller size of -20.
- Spindle head band prevents the wrench from slipping off.
- Hydraulic spindle series 8-0 for particularly tight parts, available from a particular puller size.
- Hydraulic extra press series 9 for particularly tight parts, can be used from a particular puller size.

Art.-No.	 4021176	 mm	 mm	 mm	max. t
20-1-2	-466311	90	200	17	4,5
20-1-25	-914362	90	250	17	4,5
20-1-4	-989643	90	400	17	4,5
20-10-2	-466496	120	200	17	4,5
20-10-25	-908682	120	250	17	4,5
20-10-4	-989650	120	400	17	4,5
20-2-3	-466564	160	300	22	6,0
20-20-3	-466649	200	300	22	6,0
20-3-25	-901188	250	250	27	8,5
20-3-3	-466724	250	300	27	8,5
20-3-4	-467066	250	400	27	8,5
20-3-5	-467301	250	500	27	8,5
20-30-3	-466809	350	300	27	8,5
20-30-4	-467141	350	400	27	8,5
20-30-5	-467486	350	500	27	8,5
20-4-3	-466984	520	300	36	12,0
20-4-4	-467226	520	400	36	12,0
20-4-5	-467554	520	500	36	12,0
20-40-4	-730641	650	400	36	12,0
20-40-5	-731976	650	500	36	12,0

Sales display for 2-jaw pullers

ST

For removing bearings, gears, discs, etc.

20-ST







Description

- The sales and workshop stands enable 2-jaw pullers to be stored and presented safely.
- Standard pulling hook.
- Two-jaw design for space-saving operation.
- Pulling hooks with infinite adjustment on the cross-beam.
- Parallel pulling hooks in every position, even with full load.

Advantage

- Can be installed on various pulling hooks.
- Variable reach thanks to optional jaw extensions.
- Spindle head band prevents the wrench from slipping off.
- Cross-beam with hexagonal profile for good grip.
- Hydraulic spindle series 8-0 for particularly tight parts, available from a particular puller size.

Art.-No.	 4021176	 mm	 mm	max. t		Stück pieces
20-ST	-010248	90 - 250	100 - 200	4,5 - 8,5	20-1, 20-10, 20-2, 20-20, 20-3	5



Universal 2-jaw puller with long hydraulic spindle and extended jaws(including mechanical pressure screw)

ST

For pulling particularly tight bearings, gears, discs, etc.

20-B







Description

- Lubricating hydraulics.
- Extended standard puller hook.
- Pulling hooks with infinite adjustment on the cross-beam.
- Two-jaw design for space-saving operation.
- Parallel pulling hooks in every position, even with full load.

Advantage

- Easy and even pulling for particularly tight parts.
- Can be installed on various pulling hooks.
- Variable reach thanks to jaw extensions, available up to a puller size of -20.
- Spindle head band prevents the wrench from slipping off.
- Cross-beam, up to size -30, includes hexagonal profile for holding.

Art.-No.					max.	mit
	40211761	mm	mm	mm	t	with
20-2-3-B	-885808	160	300	12	7	8-01
20-20-3-B	-885839	200	300	12	7	8-01
20-3-3-B	-885860	250	300	12	10	8-02
20-3-4-B	-885877	250	400	12	10	8-02
20-3-5-B	-885884	250	500	12	10	8-02
20-30-3-B	-885914	350	300	12	10	8-02
20-30-4-B	-885921	350	400	12	10	8-02
20-30-5-B	-885938	350	500	12	10	8-02
20-4-3-B	-885952	520	300	-	15	8-1-B
20-4-4-B	-885969	520	400	-	15	8-1-B
20-4-5-B	-885976	520	500	-	15	8-1-B
20-40-4-B	-885990	650	400	-	15	8-1-B
20-40-5-B	-886003	650	500	-	15	8-1-B

Universal 2-jaw puller, in set

ST

For removing bearings, gears, discs, etc.

20-P







Description

- If there is adequate free space around the part to be removed, we recommend a 3-jaw puller Series 30-P3 for optimal force distribution.
- Standard pulling hooks in various lengths.
- Pulling hooks with infinite adjustment on the cross-beam.
- Two-jaw design for space-saving operation.
- Parallel pulling hooks in every position, even with full load.

Advantage

- Can be installed on various pulling hooks.
- Variable reach thanks to optional jaw extensions.
- Spindle head band prevents the wrench from slipping off.
- Cross-beam with hexagonal profile for good grip.
- Turning the pulling hooks enables them to be used both internally and externally.

Art.-No.					max.	mit
	40211761	mm	mm	mm	t	with
20-10-P3	-267611	120	100/250/ 250/350	17	4,5	1-90-P, 1-190-P, 1-250-P
20-20-P2	-003004	200	150/300	17	6	2-150-P, 2-300-P
20-30-P3	-003011	350	200/300/400	19	8,5	3-200-P, 3-300-P, 3-400-P



Set of universal 2- and 3-jaw pullers

ST

For removing bearings, gears, discs, etc.

K-2030-10








Description

- If there is adequate free space around the part to be removed, we recommend using a 3-jaw puller.
- 8 in 1 kit in the tried-and-tested KUKKO-L-Boxx-System.
- Standard pulling hook.
- Jaw extensions.
- Pulling hooks with infinite adjustment on the cross-beam.

Advantage

- Practical package for universal use.
- Complete easy-to-manage package.
- KUKKO-L-Boxx-System compatible with systems by all common manufacturers.
- Can be installed on various pulling hooks.
- Variable reach thanks to optional jaw extensions.

Art.-No.				max.		
		mm	mm	t		
K-2030-10	-974748	120 - 130	100 - 350	4,5 - 6,0	20-10-P3, 30-10-P3, 614250	L-Boxx

Set of universal 2- and 3-jaw pullers

ST

For removing bearings, gears, discs, etc.

K-2030-20








Description

- If there is adequate free space around the part to be removed, we recommend using a 3-jaw puller.
- 7 in 1 kit in the tried-and-tested KUKKO-L-Boxx-System.
- Standard pulling hook.
- Jaw extensions.
- Pulling hooks with infinite adjustment on the cross-beam.

Advantage

- Practical package for universal use.
- Complete easy-to-manage package.
- KUKKO-L-Boxx-System compatible with systems by all common manufacturers.
- Can be installed on various pulling hooks.
- Variable reach thanks to optional jaw extensions.

Art.-No.				max.		
		mm	mm	t		
K-2030-20	-161360	200	150 - 450	6	24	L-Boxx

Set of universal hydraulic 2- and 3-jaw pullers

ST

For pulling particularly tight bearings, gears, discs, etc.

K-2030-20-B








Description

- Lubricating hydraulics.
- If there is adequate free space around the part to be removed, we recommend using a 3-jaw puller.
- 12 in 1 kit in the tried-and-tested KUKKO-L-Boxx-System.
- Standard pulling hooks in various lengths.
- Jaw extensions.
- Pulling hooks with infinite adjustment on the cross-beam.

Advantage

- Practical package for universal use.
- Complete easy-to-manage package.
- KUKKO-L-Boxx-System compatible with systems by all common manufacturers.
- Can be installed on various pulling hooks.
- Variable reach thanks to optional jaw extensions.

Art.-No.				max.		mit with	
		mm	mm	t			
K-2030-20-B	-123269	200	150 - 450	7	24	8-01	L-Boxx

01
02
03
04
05
06
07
08
09
10
11
12

KUKKO i-BOXX® AND L-BOXX® SYSTEM



- ▶ Save keeping of the tools in special foam
- ▶ Instructions in the cover always remain visible with:
 - Statement of contents
 - Usage diagrams
 - Safety notes
- ▶ If you register online, the manufacturer's guarantee increased to 5 years
- ▶ Special grease for pressure screws included
- ▶ Easy to grasp at a glance
- ▶ Connectable with the systems of other well known manufacturers



ONE SYSTEM. A LOT OF POSSIBILITIES.

With the **KUKKO-i and L-BOXX-System** you get all opportunities. You can equip it with insert-boxes, deep drawing parts, foam inlets and different applications for the lid. Your tools, small parts or spare parts will be kept and transported safely and well arranged. The **KUKKO-i and L-BOXX-System** is the perfect mobile solution and can be integrated easily into most vehicles.



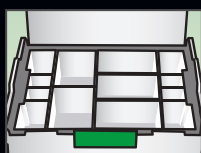
SECURE

MOBILE

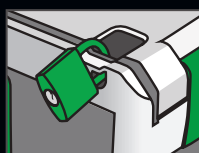
The new front handle for easy carrying the proven L-Boxx.



TOOLS



INSERT-BOXES



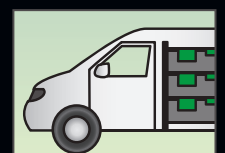
LOCKABLE



OFFICE



MAX. LOAD 100 KG



CAR HOLDER + CRASHSAFE



Universal 3-jaw pullers

ST

For removing bearings, gears, discs, etc.

30








Description

- If there is not adequate free space around the part to be removed, we recommend using a 2-jaw puller series 20.
- Standard pulling hook.
- Pulling hooks with infinite adjustment on the cross-beam.
- The three-jaw design ensures that the load is distributed evenly and that the part to be removed is held securely.
- Parallel pulling hooks in every position, even with full load.

Advantage

- Variable reach thanks to jaw extensions, available up to a puller size of -20.
- Spindle head band prevents the wrench from slipping off.
- Hydraulic spindle series 8-0 for particularly tight parts, available from a particular puller size.
- Hydraulic extra press series 9 for particularly tight parts, can be used from a particular puller size.
- Turning the pulling hooks enables them to be used both internally and externally.

Art.-No.					max.	
		mm	mm	mm	t	Nm
30-1	-013393	90	100	17	6	80
30-10	-013621	120	100	17	6	80
30-2	-013478	160	150	22	7	150
30-20	-013706	200	150	22	7	150
30-3	-013546	250	200	27	10	250
30-30	-303005	350	200	27	10	250
30-4	-303302	375	200	36	15	500
30-40	-303319	520	200	41	15	500
30-5	-303326	650	300-500	41	20	650

Universal 3-jaw puller with long hydraulic spindle

ST

For pulling particularly tight bearings, gears, discs, etc.

30-B







Description

- If there is not adequate free space around the part to be removed, we recommend using a 2-jaw puller series 20-B.
- Lubricating hydraulics.
- Standard pulling hook.
- Pulling hooks with infinite adjustment on the cross-beam.
- Hydraulic and mechanical pressure screw.

Advantage

- Can be installed on various pulling hooks.
- Variable reach thanks to jaw extensions, available up to a puller size of -20.
- Spindle head band prevents the wrench from slipping off.
- Turning the pulling hooks enables them to be used both internally and externally.
- Suitable for pulling asymmetric workpieces.

Art.-No.					max.	mit with
		mm	mm	mm	t	
30-2-B	-886317	160	150	12	7	8-01
30-20-B	-886348	200	150	12	7	8-01
30-3-B	-886393	250	200	12	10	8-02
30-30-B	-303104	350	200	12	10	8-02



Universal 3-jaw puller with extended jaws

ST

For removing bearings, gears, discs, etc.

30







Description

- If there is not adequate free space around the part to be removed, we recommend using a 2-jaw puller series 20.
- Extended standard puller hook.
- Pulling hooks with infinite adjustment on the cross-beam.
- The three-jaw design ensures that the load is distributed evenly and that the part to be removed is held securely.
- Parallel pulling hooks in every position, even with full load.

Advantage

- Can be installed on various pulling hooks.
- Adjustable clamping depth thanks to jaw extensions, available up to a puller size of -30.
- Spindle head band prevents the wrench from slipping off.
- Hydraulic spindle series 8-0 for particularly tight parts, available from a particular puller size.
- Hydraulic extra press series 9 for particularly tight parts, can be used from a particular puller size.


Art.-No.	 4021176	 mm	 mm	 mm	max. t
30-1-2	-730726	90	200	17	6
30-10-2	-730801	120	200	17	6
30-2-3	-730986	160	300	22	7
30-20-3	-731068	200	300	22	7
30-3-25	-901256	250	250	27	10
30-3-3	-731143	250	300	27	10
30-3-4	-731228	250	400	27	10
30-3-5	-731303	250	500	27	10

Universal 3-jaw puller with long hydraulic spindle and extended jaws (including mechanical pressure screw)

ST

For pulling particularly tight bearings, gears, discs, etc.

30 B







Description

- If there is not adequate free space around the part to be removed, we recommend using a 2-jaw puller series 20-B.
- Lubricating hydraulics.
- Extended standard puller hook.
- Pulling hooks with infinite adjustment on the cross-beam.
- Hydraulic and mechanical pressure screw.

Advantage

- Easy and even pulling for particularly tight parts.
- Can be installed on various pulling hooks.
- Adjustable clamping depth thanks to jaw extensions, available up to a puller size of -30.
- Spindle head band prevents the wrench from slipping off.
- Turning the pulling hooks enables them to be used both internally and externally.

Art.-No.	 4021176	 mm	 mm	 mm	max. t	mit with
30-2-3-B	-886300	160	300	12	7	8-01
30-20-3-B	-886331	200	300	12	7	8-01
30-3-3-B	-886362	250	300	12	10	8-02
30-3-4-B	-886379	250	400	12	10	8-02
30-3-5-B	-886386	250	500	12	10	8-02



Universal 3-jaw puller-set

ST

For removing bearings, gears, discs, etc.

30-P3







Description

- If there is not adequate free space around the part to be removed, we recommend using a 2-jaw puller series 20-P.
- Standard pulling hooks in various lengths.
- Pulling hooks with infinite adjustment on the cross-beam.
- The three-jaw design ensures that the load is distributed evenly and that the part to be removed is held securely.
- Parallel pulling hooks in every position, even with full load.

Advantage

- Can be installed on various pulling hooks.
- Variable reach thanks to optional jaw extensions.
- Spindle head band prevents the wrench from slipping off.
- Turning the pulling hooks enables them to be used both internally and externally.
- Suitable for pulling asymmetric workpieces.

Art.-No.					max.
	4021176	mm	mm	mm	t
30-10-P3	-111136	130	100 - 350	17	6
30-20-P2	-111150	200	150/300	22	7
30-3-P3	-111174	250	200/300/400	27	10

Universal 2-jaw puller with narrow jaws

ST

For removing bearings, gears, discs, etc. for tight or difficult-to-access spaces.

20-S








Description

- If there is adequate free space around the part to be removed, we recommend a 3-jaw puller Series 30-S for optimal force distribution.
- Thin pulling hooks.
- Pulling hooks with infinite adjustment on the cross-beam.
- Two-jaw design for space-saving operation.
- Parallel pulling hooks in every position, even with full load.

Advantage

- Can be installed on various pulling hooks.
- Variable reach thanks to optional jaw extensions.
- Spindle head band prevents the wrench from slipping off.
- Cross-beam with hexagonal profile for good grip.
- Turning the pulling hooks enables them to be used both internally and externally.

Art.-No.					max.	
	4021176	mm	mm	mm	t	Nm
20-1-S	-757396	90	100	17	4	35
20-10-S	-757471	120	100	17	4	35
20-2-S	-727368	160	150	22	5	120
20-20-S	-727443	200	150	22	5	120
20-3-S	-727511	250	200	27	7	220
20-30-S	-727696	350	200	27	7	220

Sales display for 2-jaw puller with narrow jaws

ST

For removing bearings, gears, discs, etc. for tight or difficult-to-access spaces.

20-ST-S







Description

- If there is adequate free space around the part to be removed, we recommend using a 3-jaw puller.
- The sales and workshop stands enable 2-jaw pullers to be stored and presented safely.
- Thin pulling hooks.
- Pulling hooks with infinite adjustment on the cross-beam.
- Two-jaw design for space-saving operation.

Advantage

- Can be installed on various pulling hooks.
- Variable reach thanks to optional jaw extensions.
- Spindle head band prevents the wrench from slipping off.
- Cross-beam with hexagonal profile for good grip.
- Turning the pulling hooks enables them to be used both internally and externally.

Art.-No.				max.		Stück pieces
	4021176	mm	mm	t		
20-ST-S	-906282	90 - 250	100 - 200	2,5-7,0	20-1-S, 20-10-S, 20-2-S, 20-20-S, 20-3-S, 20-STL	5



2-jaw puller with narrow jaw, in set

ST

For removing bearings, gears, discs, etc. for tight or difficult-to-access spaces.

20-SP







Description

- If there is adequate free space around the part to be removed, we recommend a 3-jaw puller Series 30-SP for optimal force distribution.
- Thin pulling hooks in various lengths.
- Pulling hooks with infinite adjustment on the cross-beam.
- Two-jaw design for space-saving operation.
- Parallel pulling hooks in every position, even with full load.

Advantage

- Can be installed on various pulling hooks.
- Variable reach thanks to optional jaw extensions.
- Spindle head band prevents the wrench from slipping off.
- Cross-beam with hexagonal profile for good grip.
- Turning the pulling hooks enables them to be used both internally and externally.

Art.-No.					max. t	mit with
		mm	mm	mm		
20-10-SP	-461514	120	100/250/ 250/350	17	2,5	1-91-P, 1-191-P, 1-251-P
20-20-SP	-701856	200	150/300	22	5	2-151-P, 2-301-P
20-30-SP	-701931	350	200/300/400	27	7	3-201-P, 3-301-P, 3-401-P

Set of two- and three-jaw pullers with narrow jaws

ST

For removing bearings, gears, discs, etc. for tight or difficult-to-access spaces.

K-2030-10-S









Description

- If there is adequate free space around the part to be removed, we recommend using a 3-jaw puller.
- 8 in 1 kit in the tried-and-tested KUKKO-L-Boxx-System.
- Thin pulling hooks.
- Jaw extensions.
- Pulling hooks with infinite adjustment on the cross-beam.

Advantage

- Practical package for universal use.
- Complete easy-to-manage package.
- KUKKO-L-Boxx-System compatible with systems by all common manufacturers.
- Can be installed on various pulling hooks.
- Variable reach thanks to optional jaw extensions.

Art.-No.				max. t			
		mm	mm		mm		
K-2030-10-S	-306181	120 - 130	100 - 350	3	17	20-10-SP, 30-10-SP, 614250	L-Boxx

Set of two- and three-jaw pullers with narrow jaws

ST

For removing bearings, gears, discs, etc. for tight or difficult-to-access spaces.

K-2030-20-S








Description

- If there is adequate free space around the part to be removed, we recommend using a 3-jaw puller.
- 6 in 1 kit in the tried-and-tested KUKKO-L-Boxx-System.
- Thin pulling hooks.
- Jaw extensions.
- Pulling hooks with infinite adjustment on the cross-beam.

Advantage

- Practical package for universal use.
- Complete easy-to-manage package.
- KUKKO-L-Boxx-System compatible with systems by all common manufacturers.
- Can be installed on various pulling hooks.
- Variable reach thanks to optional jaw extensions.

Art.-No.				max. t		
		mm	mm			
K-2030-20-S	-123276	200	150 - 450	5	24	L-Boxx



Universal 3-jaw puller with narrow jaws

ST

For removing bearings, gears, discs, etc. for tight or difficult-to-access spaces.

30-S








Description

- If there is not adequate free space around the part to be removed, we recommend using a 2-jaw puller series 20-S for optimal force distribution.
- Thin pulling hooks.
- Pulling hooks with infinite adjustment on the cross-beam.
- The three-jaw design ensures that the load is distributed evenly and that the part to be removed is held securely.
- Parallel pulling hooks in every position, even with full load.

Advantage

- Can be installed on various pulling hooks.
- Adjustable clamping depth thanks to jaw extensions, available up to a puller size of -30.
- Spindle head band prevents the wrench from slipping off.
- Turning the pulling hooks enables them to be used both internally and externally.
- Suitable for pulling asymmetric workpieces.

Art.-No.					max.	
		mm	mm	mm	t	Nm
30-1-S	-727771	90	100	17	4	40
30-10-S	-728198	120	100	17	4	40
30-2-S	-727856	160	150	22	5	120
30-20-S	-727931	200	150	22	5	120
30-3-S	-728013	250	200	27	7	220

Universal 3-jaw puller with narrow jaws, in set

ST

For removing bearings, gears, discs, etc. for tight or difficult-to-access spaces.

30-SP








Description

- If there is not adequate free space around the part to be removed, we recommend using a 2-jaw puller series 20-SP for optimal force distribution.
- Thin pulling hooks in various lengths.
- Pulling hooks with infinite adjustment on the cross-beam.
- The three-jaw design ensures that the load is distributed evenly and that the part to be removed is held securely.
- Parallel pulling hooks in every position, even with full load.

Advantage

- Can be installed on various pulling hooks.
- Variable reach thanks to optional jaw extensions.
- Spindle head band prevents the wrench from slipping off.
- Turning the pulling hooks enables them to be used both internally and externally.
- Suitable for pulling asymmetric workpieces.

Art.-No.					max.		mit with
		mm	mm	mm	t	Nm	
30-10-SP	-463839	120	100 - 350	17	4	40	1-91-S, 1-191-S, 1-251-S
30-20-SP	-728273	200	150/300	22	5	120	2-151-S, 2-301-S
30-3-SP	-728358	250	200/300/400	27	7	220	3-201-S, 3-301-S, 3-401-S

01
02
03
04
05
06
07
08
09
10
11
12



Universal 2-jaw puller with extremely narrow jaws

ST

For removing gears, bearings, sprockets, synchronizer bodies, etc., in tight or difficult-to-access spaces.

20-S-T



Description

- If there is adequate free space around the part to be removed, we recommend a 3-jaw puller Series 30-S-T for optimal force distribution.
- Extra-thin trapezoidal pulling hooks.
- Pulling hooks with infinite adjustment on the cross-beam.
- Two-jaw design for space-saving operation.
- Parallel pulling hooks in every position, even with full load.

Advantage

- Can be installed on various pulling hooks.
- Variable reach thanks to jaw extensions, available up to a puller size of -20.
- Spindle head band prevents the wrench from slipping off.
- Cross-beam with hexagonal profile for good grip.
- Turning the pulling hooks enables them to be used both internally and externally.

Art.-No.					max.	
		mm	mm	mm	t	Nm
20-1-S-T	-321641	90	100	17	2,5	35
20-10-S-T	-201097	120	100	17	2,5	35

2-jaw puller with extremely narrow jaws, in set

ST

For removing gears, bearings, sprockets, synchronizer bodies, etc., in tight or difficult-to-access spaces.

20-SP-T



Description

- If there is adequate free space around the part to be removed, we recommend using a 3-jaw puller.
- Extra-thin trapezoidal pulling hooks.
- Pulling hooks with infinite adjustment on the cross-beam.
- Two-jaw design for space-saving operation.
- Parallel pulling hooks in every position, even with full load.

Advantage

- Can be installed on various pulling hooks.
- Variable reach thanks to optional jaw extensions.
- Spindle head band prevents the wrench from slipping off.
- Cross-beam with hexagonal profile for good grip.
- Turning the pulling hooks enables them to be used both internally and externally.

Art.-No.					max.	mit with
		mm	mm	mm	t	
20-10-SP-T	-321658	120	100 - 350	17	2,5	1-94-P, 1-194-P, 1-254-P

Set of universal 2- and 3-jaw pullers with extremely narrow jaws

ST

For removing gears, bearings, sprockets, synchronizer bodies, etc., in tight or difficult-to-access spaces.

K-2030-10-S-T



Description

- If there is adequate free space around the part to be removed, we recommend using a 3-jaw puller.
- 8 in 1 kit in the tried-and-tested KUKKO-L-Boxx-System.
- Extra-thin trapezoidal pulling hooks.
- Jaw extensions.
- Pulling hooks with infinite adjustment on the cross-beam.

Advantage

- Practical package for universal use.
- Complete easy-to-manage package.
- KUKKO-L-Boxx-System compatible with systems by all common manufacturers.
- Can be installed on various pulling hooks.
- Variable reach thanks to optional jaw extensions.

Art.-No.				max.		
		mm	mm	t		
K-2030-10-S-T	-852022	120 - 130	100 - 350	3	20-10-SP-T, 30-10-SP-T, 614250	L-Boxx



Universal 3-jaw puller with extremely narrow jaws

ST

For removing gears, bearings, sprockets, synchronizer bodies, etc., in tight or difficult-to-access spaces.

30-S-T



Description

- If there is not adequate free space around the part to be removed, we recommend using a 2-jaw puller series 20-S-T for optimal force distribution.
- Extra-thin trapezoidal pulling hooks.
- Pulling hooks with infinite adjustment on the cross-beam.
- The three-jaw design ensures that the load is distributed evenly and that the part to be removed is held securely.
- Parallel pulling hooks in every position, even with full load.

Advantage

- Can be installed on various pulling hooks.
- Adjustable clamping depth thanks to jaw extensions, available up to a puller size of -30.
- Spindle head band prevents the wrench from slipping off.
- Turning the pulling hooks enables them to be used both internally and externally.
- Suitable for pulling asymmetric workpieces.

Art.-No.					max.	
		mm	mm	mm	t	Nm
30-1-S-T	-321689	90	100	17	3	40
30-10-S-T	-321696	120	100	17	3	40

3-jaw puller with extremely narrow jaws, in set

ST

For removing bearings, gears, discs, etc. for tight or difficult-to-access spaces.

30-SP-T



Description

- If there is not adequate free space around the part to be removed, we recommend using a 2-jaw puller series 20-SP for optimal force distribution.
- Thin pulling hooks in various lengths.
- Pulling hooks with infinite adjustment on the cross-beam.
- The three-jaw design ensures that the load is distributed evenly and that the part to be removed is held securely.
- Parallel pulling hooks in every position, even with full load.

Advantage

- Can be installed on various pulling hooks.
- Variable reach thanks to optional jaw extensions.
- Spindle head band prevents the wrench from slipping off.
- Turning the pulling hooks enables them to be used both internally and externally.
- Suitable for pulling asymmetric workpieces.

Art.-No.					max.	
		mm	mm	mm	t	Nm
30-10-SP-T	-770272	130	100 - 350	17	3	40

01
02
03
4
05
06
07
08
09
10
11
12



Universal 2-jaw puller with quick adjusting jaws

ST

For removing bearings, gears, discs, etc.

20+








Description

- If there is adequate free space around the part to be removed, we recommend a 3-jaw puller series 30+ for optimal force distribution.
- Standard pulling hook with quick adjusting capability quick adjust.
- Pulling hooks with infinite adjustment on the cross-beam.
- Two-jaw design for space-saving operation.
- Parallel pulling hooks in every position, even with full load.

Advantage

- Can be installed on various pulling hooks.
- Variable reach thanks to jaw extensions, available up to a puller size of -20.
- Spindle head band prevents the wrench from slipping off.
- Cross-beam with hexagonal profile for good grip.
- Hydraulic spindle series 8-0 for particularly tight parts, available from a particular puller size.


Art.-No.					max. t	 max. Nm
		mm	mm	mm		
20-1+	-644771	90	100	17	4,5	80
20-10+	-644856	120	100	17	4,5	80
20-2+	-644931	160	150	22	6	150
20-20+	-645013	200	150	22	6	150
20-3+	-645198	250	200	27	8,5	300
20-30+	-645273	350	200	27	8,5	300

Universal 2-jaw puller with long hydraulic spindle and quick adjusting jaws (including mechanical pressure screw)

ST

For pulling particularly tight bearings, gears, discs, etc.

20+B







Description

- If there is adequate free space around the part to be removed, we recommend using a 3-jaw puller series 30+B.
- Lubricating hydraulics.
- Standard pulling hook with quick adjusting capability quick adjust.
- Pulling hooks with infinite adjustment on the cross-beam.
- Hydraulic and mechanical pressure screw.

Advantage

- Easy and even pulling for particularly tight parts.
- Can be installed on various pulling hooks.
- Variable reach thanks to jaw extensions, available up to a puller size of -20.
- Spindle head band prevents the wrench from slipping off.
- Cross-beam, up to size -30, includes hexagonal profile for holding.

Art.-No.					max. t	mit with
		mm	mm	mm		
20-2+B	-885792	160	150	12	7	8-01
20-20+B	-885822	200	150	12	7	8-01
20-3+B	-885853	250	200	12	10	8-02
20-30+B	-885907	350	200	12	10	8-02



Sales display for 2-jaw pullers

ST

For removing bearings, gears, discs, etc.

20-ST+







Description

- If there is adequate free space around the part to be removed, we recommend using a 3-jaw puller.
- The sales and workshop stands enable 2-jaw pullers to be stored and presented safely.
- Standard pulling hook with quick adjusting capability quick adjust.
- Pulling hooks with infinite adjustment on the cross-beam.
- Two-jaw design for space-saving operation.

Advantage

- Can be installed on various pulling hooks.
- Variable reach thanks to jaw extensions, available up to a puller size of -20.
- Spindle head band prevents the wrench from slipping off.
- Cross-beam with hexagonal profile for good grip.
- Hydraulic spindle series 8-0 for particularly tight parts, available from a particular puller size.

Art.-No.	 4021176	 mm	 mm	max. t		Stück pieces
20-ST+	-668944	90 - 250	100 - 200	4,5 - 8,5	20-1+, 20-10+, 20-2+, 20-20+, 20-3+, 20-STL	5

Universal puller set with separator

ST

For removing and separating ball bearings, roller bearings, inner rings and other flush parts.

K-20-15









Description

- Lubricating hydraulics.
- Standard pulling hook with quick adjusting capability quick adjust.
- Pulling hooks with infinite adjustment on the cross-beam.
- Hydraulic and mechanical pressure screw.
- Pressure pads and extensions includes in the set.

Advantage

- Hydraulic spindle can be used for both cross-beams.
- Easy and even pulling for particularly tight parts.
- Can be installed on various pulling hooks.
- Variable reach with jaw extensions.
- Spindle head band prevents the wrench from slipping off.

Art.-No.	 4021176	 mm	 mm	 mm	max. t		
K-20-15	-367311	90 - 160	100 - 300	22 - 115	4,5 - 6,0	20-1+, 20-2+, 1-192-P, 2-302-P, 8-01, 600-17, 15-2, 18-2	L-Boxx (2 Stk./ pcs.)

01
02
03
04
05
06
07
08
09
10
11
12



Universal 3-jaw puller with quick adjusting jaws

ST

For removing bearings, gears, discs, etc.

30+








Description

- If there is not adequate free space around the part to be removed, we recommend using a 2-jaw puller series 20+ for optimal force distribution.
- Standard pulling hook with quick adjusting capability quick adjust.
- Pulling hooks with infinite adjustment on the cross-beam.
- The three-jaw design ensures that the load is distributed evenly and that the part to be removed is held securely.
- Parallel pulling hooks in every position, even with full load.

Advantage

- Can be installed on various pulling hooks.
- Adjustable clamping depth thanks to jaw extensions, available up to a puller size of -30.
- Spindle head band prevents the wrench from slipping off.
- Hydraulic spindle series 8-0 for particularly tight parts, available from a particular puller size.
- Hydraulic extra press series 9 for particularly tight parts, can be used from a particular puller size.

Art.-No.					max.	
		mm	mm	mm	t	Nm
30-1+	-731488	90	100	17	6	80
30-10+	-731556	120	100	17	6	80
30-2+	-731631	160	150	22	7	150
30-20+	-731716	200	150	22	7	150
30-3+	-731891	250	200	27	10	250
30-30+	-303333	350	200	27	10	250

Universal 3-jaw puller with long hydraulic spindle and quick adjusting jaws (including mechanical pressure screw)

ST

For pulling particularly tight bearings, gears, discs, etc.

30+B







Description

- If there is not adequate free space around the part to be removed, we recommend using a 2-jaw puller series 20+B.
- Lubricating hydraulics.
- Standard pulling hook with quick adjusting capability quick adjust.
- Pulling hooks with infinite adjustment on the cross-beam.
- Hydraulic and mechanical pressure screw.

Advantage

- Easy and even pulling for particularly tight parts.
- Can be installed on various pulling hooks.
- Adjustable clamping depth thanks to jaw extensions, available up to a puller size of -30.
- Spindle head band prevents the wrench from slipping off.
- Turning the pulling hooks enables them to be used both internally and externally.

Art.-No.					max.	mit with
		mm	mm	mm	t	
30-2+B	-886294	160	150	12	7	8-01
30-20+B	-886324	200	150	12	7	8-01
30-3+B	-886355	250	200	12	10	8-02
30-30+B	-303067	350	200	12	10	8-02



Universal 2-jaw puller with narrow, quick adjusting jaws

ST

For removing bearings, gears, discs, etc. for tight or difficult-to-access spaces.

20+S








Description

- If there is adequate free space around the part to be removed, we recommend a 3-jaw puller series 30+S for optimal force distribution.
- Thin pulling hook with quick adjusting capability quick adjust.
- Pulling hooks with infinite adjustment on the cross-beam.
- Two-jaw design for space-saving operation.
- Parallel pulling hooks in every position, even with full load.

Advantage

- Can be installed on various pulling hooks.
- Variable reach thanks to jaw extensions, available up to a puller size of -20.
- Spindle head band prevents the wrench from slipping off.
- Cross-beam with hexagonal profile for good grip.
- Turning the pulling hooks enables them to be used both internally and externally.

Art.-No.					max.	
	4021176	mm	mm	mm	t	max. Nm
20-1+S	-756221	90	100	17	2,5	35
20-10+S	-756306	120	100	17	2,5	35
20-2+S	-756481	160	150	22	5	120
20-20+S	-756559	200	150	22	5	120
20-3+S	-756634	250	200	27	7	220
20-30+S	-756719	350	200	27	7	220

Universal 3-jaw puller with narrow, quick adjusting jaws

ST

For removing bearings, gears, discs, etc. for tight or difficult-to-access spaces.

30+S








Description

- If there is not adequate free space around the part to be removed, we recommend using a 2-jaw puller series 20+S for optimal force distribution.
- Thin pulling hook with quick adjusting capability quick adjust.
- Pulling hooks with infinite adjustment on the cross-beam.
- The three-jaw design ensures that the load is distributed evenly and that the part to be removed is held securely.
- Parallel pulling hooks in every position, even with full load.

Advantage

- Can be installed on various pulling hooks.
- Adjustable clamping depth thanks to jaw extensions, available up to a puller size of -30.
- Spindle head band prevents the wrench from slipping off.
- Turning the pulling hooks enables them to be used both internally and externally.
- Suitable for pulling asymmetric workpieces.

Art.-No.					max.	
	4021176	mm	mm	mm	t	max. Nm
30-1+S	-756894	90	100	17	3	40
30-10+S	-756979	120	100	17	3	40
30-2+S	-757051	160	150	22	5	120
30-20+S	-757136	200	150	22	5	120
30-3+S	-757211	250	200	27	7	220

01
02
03
04
05
06
07
08
09
10
11
12



Universal 2-jaw puller with extremely narrow, quick adjusting jaws

ST

For removing gears, bearings, sprockets, synchronizer bodies, etc., in tight or difficult-to-access spaces.

20+S-T








Description

- If there is adequate free space around the part to be removed, we recommend a 3-jaw puller series 30+S-T for optimal force distribution.
- Extra-thin trapezoidal pulling hook with quick adjusting capability quick adjust.
- Pulling hooks with infinite adjustment on the cross-beam.
- Two-jaw design for space-saving operation.
- Parallel pulling hooks in every position, even with full load.

Advantage

- Can be installed on various pulling hooks.
- Variable reach thanks to jaw extensions, available up to a puller size of -20.
- Spindle head band prevents the wrench from slipping off.
- Cross-beam with hexagonal profile for good grip.
- Turning the pulling hooks enables them to be used both internally and externally.

Art.-No.	 4021176				max.	
		mm	mm	mm	t	Nm
20-1+S-T	-321344	90	100	17	2,5	35
20-10+S-T	-321368	120	100	17	2,5	35

Universal 3-jaw puller with extremely narrow, quick adjusting jaws

ST

For removing gears, bearings, sprockets, synchronizer bodies, etc., in tight or difficult-to-access spaces.

30+ST








Description

- If there is not adequate free space around the part to be removed, we recommend using a 2-jaw puller series 20+S-T for optimal force distribution.
- Extra-thin trapezoidal pulling hook with quick adjusting capability quick adjust.
- Pulling hooks with infinite adjustment on the cross-beam.
- The three-jaw design ensures that the load is distributed evenly and that the part to be removed is held securely.
- Parallel pulling hooks in every position, even with full load.

Advantage

- Can be installed on various pulling hooks.
- Adjustable clamping depth thanks to jaw extensions, available up to a puller size of -30.
- Spindle head band prevents the wrench from slipping off.
- Turning the pulling hooks enables them to be used both internally and externally.
- Suitable for pulling asymmetric workpieces.

Art.-No.	 4021176				max.	
		mm	mm	mm	t	Nm
30-1+S-T	-321320	90	100	17	3	40
30-10+S-T	-321337	130	100	17	3	40



3-jaw pullers

ST

For removing bearings, gears, discs, etc.

11-A








Description

- Standard pulling hook.
- The three-jaw design ensures that the load is distributed evenly and that the part to be removed is held securely.
- Pulling hooks with infinite adjustment on the cross-beam.
- Parallel pulling hooks in every position, even with full load.
- If there is not adequate free space around the part to be removed, we recommend using a 2-jaw puller series 20.

Advantage

- Variable reach thanks to optional jaw extensions.
- Spindle head band prevents the wrench from slipping off.
- Hydraulic spindle series 8 for particularly tight parts available from a particular puller size.
- Hydraulic extra press series 9 for particularly tight parts, can be used from a particular puller size.
- Turning the pulling hooks enables them to be used both internally and externally.

Art.-No.					max.	
	4021176	mm	mm	mm	t	Nm
11-0-A	-005886	375	200	36	15	500
11-0-A3	-729263	375	300	36	15	500
11-0-A4	-729348	375	400	36	15	500
11-0-A5	-729423	375	500	36	15	500
11-1-A	-075421	520	200	41	20	650
11-1-A3	-729591	520	300	41	20	650
11-1-A4	-729676	520	400	41	20	650
11-1-A5	-729751	520	500	41	20	650
11-2-A	-006203	650	200	41	20	650
11-2-A3	-706158	650	300	41	20	650
11-2-A4	-729836	650	400	41	20	650
11-2-A5	-729911	650	500	41	20	650

3-jaw puller with long hydraulic spindle

ST

For pulling particularly tight bearings, gears, discs, etc.

11-B



hydraulic
technology







Description

- Lubricating hydraulics.
- Standard pulling hook.
- The three-jaw design ensures that the load is distributed evenly and that the part to be removed is held securely.
- Parallel pulling hooks in every position, even with full load.
- Pulling hooks with infinite adjustment on the cross-beam.

Advantage

- Spindle head band prevents the wrench from slipping off.
- Turning the pulling hooks enables them to be used both internally and externally.
- Suitable for pulling asymmetric workpieces.
- All components available as replacement parts, time-saving order process thanks to numbering system.

Art.-No.				max.		mit with
	4021176	mm	mm	t	Nm	
11-0-B	-075346	375	200	15	30	8-1-B
11-1-B	-006128	520	200	20	45	8-2-K
11-2-B	-006388	650	200	20	30	8-2-K
11-3-B	-706073	650	300	20	30	8-2-K




Universal 2-jaw pullers with adjustable reach

ST

For removing bearings, gears, discs, etc.

20-AV/20-5








Description

- Standard pulling hook with adjustable clamping depths.
- Two-jaw design for space-saving operation.
- Pulling hooks with infinite adjustment on the cross-beam.
- Parallel pulling hooks in every position, even with full load.
- Mechanical pressure screw.

Advantage

- Pulling hooks can be adjusted lengthwise and to meet the required clamping depths.
- Spindle head band prevents the wrench from slipping off.
- Hydraulic spindle series 8 available as an option for particularly tight parts.
- Hydraulic extra press series 9 available as an option for particularly tight parts.
- Turning the pulling hooks enables them to be used both internally and externally.

Art.-No.		 mm	 mm	 mm	 max. Nm	max. t
20-4-AV	-706233	520	300 - 500	36	400	12
20-40-AV	-973222	650	300 - 500	36	400	12
20-5	-009846	750	400 - 700	41	650	15

Universal 2-jaw puller with adjustable reach and long hydraulic spindle (including mechanical pressure screw)

ST

For pulling particularly tight bearings, gears, discs, etc.

20-H







Description

- Lubricating hydraulics.
- Standard pulling hook with adjustable clamping depths.
- Two-jaw design for space-saving operation.
- Pulling hooks with infinite adjustment on the cross-beam.
- Parallel pulling hooks in every position, even with full load.

Advantage

- Pulling hooks can be adjusted lengthwise and to meet the required clamping depths.
- Spindle head band prevents the wrench from slipping off.
- Turning the pulling hooks enables them to be used both internally and externally.
- Suitable for pulling asymmetric workpieces.
- All components available as replacement parts, time-saving order process thanks to numbering system.

Art.-No.		 mm	 mm	max. t	 max. Nm	mit with
20-4-H	-227981	520	300 - 500	15	45	8-1-B
20-40-H	-732218	650	300 - 500	15	45	8-1-B
20-5-H	-228063	750	400 - 700	20	30	8-2-M



3-jaw pullers with adjustable reach

ST

For removing bearings, gears, discs, etc.

11-AV








Description

- Standard pulling hook with adjustable clamping depths.
- The three-jaw design ensures that the load is distributed evenly and that the part to be removed is held securely.
- Parallel pulling hooks in every position, even with full load.
- Pulling hooks with infinite adjustment on the cross-beam.
- If there is not adequate free space around the part to be removed, we recommend using a 2-jaw puller series 20.

Advantage

- Pulling hooks can be adjusted lengthwise and to meet the required clamping depths.
- Spindle head band prevents the wrench from slipping off.
- Hydraulic spindle series 8 for particularly tight parts available from a particular puller size.
- Hydraulic extra press series 9 for particularly tight parts, can be used from a particular puller size.
- Turning the pulling hooks enables them to be used both internally and externally.

Art.-No.					max.	
		mm	mm	mm	t	Nm
11-0-AV	-730078	375	300 - 500	36	15	500
11-1-AV	-730153	520	300 - 500	41	20	650
11-2-AV	-730238	650	300 - 500	41	20	650

3-jaw pullers with adjustable reach and long hydraulic spindle

ST

For pulling particularly tight bearings, gears, discs, etc.

11-BV







Description

- Lubricating hydraulics.
- Standard pulling hook with adjustable clamping depths.
- The three-jaw design ensures that the load is distributed evenly and that the part to be removed is held securely.
- Pulling hooks with infinite adjustment on the cross-beam.
- Parallel pulling hooks in every position, even with full load.

Advantage

- Pulling hooks can be adjusted lengthwise and to meet the required clamping depths.
- Spindle head band prevents the wrench from slipping off.
- Turning the pulling hooks enables them to be used both internally and externally.
- Suitable for pulling asymmetric workpieces.

Art.-No.				max.		mit with
		mm	mm	t	Nm	
11-0-BV	-730313	375	300 - 500	15	45	8-1-B
11-1-BV	-730498	520	300 - 500	20	30	8-2-K
11-2-BV	-730566	650	300 - 500	20	30	8-2-K

01
02
03
04
05
06
07
08
09
10
11
12



2 pulling jaws (pair)

For removing bearings, gears, discs, etc.

0-P



1-90-P
2-150-P
3-200-P

1-190-P
1-250-P
2-300-P
3-300-P
3-400-P
3-500-P






Description

- Standard pulling hooks in various lengths.
- Pulling hooks with infinite adjustment on the cross-beam.
- Pulling hook with sliding part only available in set of 2.

Advantage

- Variable reach thanks to jaw extensions, available up to a puller size of -20.
- Turning the pulling hooks enables them to be used both internally and externally.
- Suitable for pulling asymmetric workpieces.
- Stability support from optional side clamp series 219

Art.-No.	 4021176	 mm	
1-90-P	-001338	100	20-1, 20-10
1-190-P	-001666	200	20-1, 20-10
1-250-P	-001901	250	20-1, 20-10
2-150-P	-002403	150	20-2, 20-20
2-300-P	-002731	300	20-2, 20-20
3-200-P	-003233	200	20-3, 20-30, 20-4, 20-40
3-300-P	-003561	300	20-3, 20-30, 20-4, 20-40
3-400-P	-003806	400	20-3, 20-30, 20-4, 20-40
3-500-P	-004148	500	20-3, 20-30, 20-4, 20-40

3 pulling jaws (set)

For removing bearings, gears, discs, etc.

0-S



1-90-S
2-150-S
3-200-S

1-190-S
1-250-S
2-300-S
3-300-S
3-400-S
3-500-S






Description

- Standard pulling hooks in various lengths.
- Pulling hooks with infinite adjustment on the cross-beam.
- Pulling hook with sliding part only available in set of 3.

Advantage

- Adjustable clamping depth thanks to jaw extensions, available up to a puller size of -30.
- Turning the pulling hooks enables them to be used both internally and externally.
- Suitable for pulling asymmetric workpieces.

Art.-No.	 4021176	 mm	
1-90-S	-001413	100	30-1, 30-10
1-190-S	-001741	200	30-1, 30-10
1-250-S	-002083	250	30-1, 30-10
1-400-S	-975684	400	30-1, 30-10
2-150-S	-002571	150	30-2, 30-20
2-300-S	-002816	300	30-2, 30-20
3-200-S	-003318	200	30-3, 30-30, 30-4, 30-40
3-300-S	-003646	300	30-3, 30-30, 30-4, 30-40
3-400-S	-003981	400	30-3, 30-30, 30-4, 30-40
3-500-S	-004223	500	30-3, 30-30, 30-4, 30-40



2 narrow jaws (pair)

ST

For removing bearings, gears, discs, etc. for tight or difficult-to-access spaces.

1-P



1-91-P
2-151-P
3-201-P

1-191-P
1-251-P
1-401-P
2-301-P
3-301-P
3-401-P
3-501-P






Description

- Thin pulling hooks in various lengths.
- Pulling hooks with infinite adjustment on the cross-beam.
- Pulling hook with sliding part only available in set of 2.

Advantage

- Variable reach thanks to jaw extensions, available up to a puller size of -20.
- Turning the pulling hooks enables them to be used both internally and externally.
- Suitable for pulling asymmetric workpieces.
- Stability support from optional side clamp series 219

Art.-No.	 40211761	 mm	
1-91-P	-434716	100	20-1-S, 20-10-S
1-191-P	-461286	200	20-1-S, 20-10-S
1-251-P	-461446	250	20-1-S, 20-10-S
1-401-P	-985010	400	20-1-S, 20-10-S
2-151-P	-702921	150	20-2-S, 20-20-S
2-301-P	-703188	300	20-2-S, 20-20-S
3-201-P	-726521	200	20-3-S, 20-30-S, 20-4, 20-40
3-301-P	-726781	300	20-3-S, 20-30-S, 20-4, 20-40
3-401-P	-726941	400	20-3-S, 20-30-S, 20-4, 20-40
3-501-P	-727108	500	20-3-S, 20-30-S, 20-4, 20-40

3 narrow jaws (set)

ST

For removing bearings, gears, discs, etc. for tight or difficult-to-access spaces.

1-S



1-91-S
2-151-S
3-201-S

1-191-S
1-251-S
1-401-S
2-301-S
3-301-S
3-401-S
3-501-S






Description

- Thin pulling hooks in various lengths.
- Pulling hooks with infinite adjustment on the cross-beam.
- Pulling hook with sliding part only available in set of 3.

Advantage

- Adjustable clamping depth thanks to jaw extensions, available up to a puller size of -30.
- Turning the pulling hooks enables them to be used both internally and externally.
- Suitable for pulling asymmetric workpieces.

Art.-No.	 40211761	 mm	
1-91-S	-497834	100	30-1-S, 30-10-S
1-191-S	-497919	200	30-1-S, 30-10-S
1-251-S	-498091	250	30-1-S, 30-10-S
1-401-S	-985034	400	30-1-S, 30-10-S
2-151-S	-728686	150	30-2-S, 30-20-S
2-301-S	-728761	300	30-2-S, 30-20-S
3-201-S	-728846	200	30-3-S
3-301-S	-728921	300	30-3-S
3-401-S	-729003	400	30-3-S
3-501-S	-729188	500	30-3-S

01
02
03
04
05
06
07
08
09
10
11
12



2 extremely narrow jaws (pair)

ST

For removing gears, bearings, sprockets, synchronizer bodies, etc., in tight or difficult-to-access spaces.

4-P






Description

- Extra-thin pulling hooks in various lengths.
- Pulling hooks with infinite adjustment on the cross-beam.
- Pulling hook with sliding part only available in set of 2.

Advantage

- Variable reach thanks to jaw extensions, available up to a puller size of -20.
- Turning the pulling hooks enables them to be used both internally and externally.
- Suitable for pulling asymmetric workpieces.
- Stability support from optional side clamp series 219

Art.-No.	 4021176	 mm	
1-94-P	-852039	100	20-1-S-T, 20-10-S-T
1-194-P	-321399	200	20-1-S-T, 20-10-S-T
1-254-P	-321498	250	20-1-S-T, 20-10-S-T

3 extremely narrow jaws (set)

ST

For removing gears, bearings, sprockets, synchronizer bodies, etc., in tight or difficult-to-access spaces.

4-S






Description

- Extra-thin pulling hooks in various lengths.
- Pulling hooks with infinite adjustment on the cross-beam.

Advantage

- Adjustable clamping depth thanks to jaw extensions, available up to a puller size of -30.
- Turning the pulling hooks enables them to be used both internally and externally.
- Suitable for pulling asymmetric workpieces.

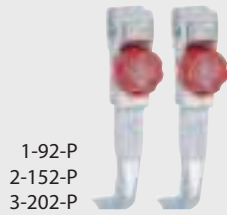
Art.-No.	 4021176	 mm	
1-94-S	-321580	100	30-1, 30-10, 30-1-ST, 30-10-ST
1-194-S	-321412	200	30-1, 30-10, 30-1-ST, 30-10-ST
1-254-S	-484520	250	30-1, 30-10, 30-1-ST, 30-10-ST



2 quick adjusting jaws (pair)

For removing bearings, gears, discs, etc.

2-P



1-92-P
2-152-P
3-202-P

1-192-P
1-252-P
2-302-P
3-302-P
3-402-P
3-502-P






Description

- Standard pulling hooks with Quickadjust in various lengths.
- Pulling hooks with infinite adjustment on the cross-beam.
- Pulling hook with sliding part only available in set of 2.
- Mechanical pressure screw.

Advantage

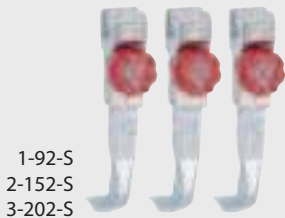
- Variable reach thanks to jaw extensions, available up to a puller size of -20.
- Turning the pulling hooks enables them to be used both internally and externally.
- Suitable for pulling asymmetric workpieces.
- Stability support from optional side clamp series 219

Art.-No.	 4021176	 mm	
1-92-P	-732393	100	20-1+, 20-10+
1-192-P	-973611	200	20-1+, 20-10+
1-252-P	-973673	250	20-1+, 20-10+
2-152-P	-973765	150	20-2+, 20-20+
2-302-P	-973819	300	20-2+, 20-20+
3-202-P	-732706	200	20-3+, 20-30+
3-302-P	-973932	300	20-3+, 20-30+
3-402-P	-974014	400	20-3+, 20-30+
3-502-P	-974137	500	20-3+, 20-30+

3 quick adjusting jaws (set)

For removing bearings, gears, discs, etc.

2-S



1-92-S
2-152-S
3-202-S

1-192-S
1-252-S
2-302-S
3-302-S
3-402-S
3-502-S






Description

- Standard pulling hooks in various lengths with quick adjusting capability quick adjust.
- Pulling hooks with infinite adjustment on the cross-beam.
- Pulling hook with sliding part only available in set of 3.

Advantage

- Adjustable clamping depth thanks to jaw extensions, available up to a puller size of -30.
- Turning the pulling hooks enables them to be used both internally and externally.
- Suitable for pulling asymmetric workpieces.

Art.-No.	 4021176	 mm	
1-92-S	-973741	100	30-1+, 30-10+
1-192-S	-973635	200	30-1+, 30-10+
1-252-S	-973697	250	30-1+, 30-10+
2-152-S	-973772	150	30-2+, 30-20+
2-302-S	-973833	300	30-2+, 30-20+
3-202-S	-973895	200	30-3+, 30-30+
3-302-S	-973956	300	30-3+, 30-30+
3-402-S	-974038	400	30-3+, 30-30+
3-502-S	-974151	500	20-3+, 20-30+

01
02
03
04
05
06
07
08
09
10
11
12



2 narrow, quick adjusting jaws (pair)

ST

For removing bearings, gears, discs, etc. for tight or difficult-to-access spaces.

3-P



1-93-P
2-153-P
3-203-P

1-193-P
1-253-P
2-303-P
3-303-P
3-403-P
3-503-P






Description

- Thin pulling hooks with Quickadjust in various lengths.
- Pulling hooks with infinite adjustment on the cross-beam.
- Pulling hook with sliding part only available in set of 2.

Advantage

- Variable reach thanks to jaw extensions, available up to a puller size of -20.
- Turning the pulling hooks enables them to be used both internally and externally.
- Suitable for pulling asymmetric workpieces.
- Stability support from optional side clamp series 219

Art.-No.	 4021176	 mm	
1-93-P	-973352	100	20-1+S, 20-10+S
1-193-P	-973642	200	20-1+S, 20-10+S
1-253-P	-973710	250	20-1+S, 20-10+S
2-153-P	-973789	150	20-2+S, 20-20+S
2-303-P	-973857	300	20-2+S, 20-20+S
3-203-P	-973901	200	20-3+S, 20-30+S
3-303-P	-973970	300	20-3+S, 20-30+S
3-403-P	-974052	400	20-3+S, 20-30+S
3-503-P	-974175	500	20-3+S, 20-30+S

3 narrow, quick adjusting jaws (set)

ST

For removing bearings, gears, discs, etc. for tight or difficult-to-access spaces.

3-S



1-93-S
2-153-S
3-203-S

1-193-S
1-253-S
2-303-S
3-303-S
3-403-S
3-503-S






Description

- Thin pulling hooks in various lengths with quick adjusting capability quick adjust.
- Pulling hooks with infinite adjustment on the cross-beam.
- Pulling hook with sliding part only available in set of 3.

Advantage

- Adjustable clamping depth thanks to jaw extensions, available up to a puller size of -30.
- Turning the pulling hooks enables them to be used both internally and externally.
- Suitable for pulling asymmetric workpieces.

Art.-No.	 4021176	 mm	
1-93-S	-973758	100	30-1+S, 30-10+S
1-193-S	-973659	200	30-1+, 30-10+
1-253-S	-973734	250	30-1+, 30-10+
2-153-S	-973796	150	30-2+S, 30-20+S
2-303-S	-973871	300	30-2+S, 30-20+S
3-203-S	-973918	200	30-3+S
3-303-S	-973994	300	30-3+S
3-403-S	-974076	400	30-3+S
3-503-S	-974199	500	30-3+S



2 extremely narrow, quick adjusting jaws (pair)

ST

For removing gears, bearings, sprockets, synchronizer bodies, etc., in tight or difficult-to-access spaces.

5-P






Description

- Extra-thin pulling hooks with Quickadjust in various lengths.
- Pulling hooks with infinite adjustment on the cross-beam.
- Pulling hook with sliding part only available in set of 2.

Advantage

- Variable reach thanks to jaw extensions, available up to a puller size of -20.
- Turning the pulling hooks enables them to be used both internally and externally.
- Suitable for pulling asymmetric workpieces.
- Stability support from optional side clamp series 219

Art.-No.	 4021176	 mm	
1-95-P	-321610	100	20-1+S, 20-10+S
1-195-P	-321443	200	20-1+S, 20-10+S
1-255-P	-321542	250	20-1+S, 20-10+S

3 extremely narrow, quick adjusting jaws (set)

ST

For removing gears, bearings, sprockets, synchronizer bodies, etc., in tight or difficult-to-access spaces.

5-S






Description

- Extra-thin pulling hooks in various lengths with quick adjusting capability quick adjust.
- Pulling hooks with infinite adjustment on the cross-beam.
- Pulling hook with sliding part only available in set of 3.

Advantage

- Adjustable clamping depth thanks to jaw extensions, available up to a puller size of -30.
- Turning the pulling hooks enables them to be used both internally and externally.
- Suitable for pulling asymmetric workpieces.

Art.-No.	 4021176	 mm	
1-95-S	-321634	100	30-1+S, 30-10+S
1-195-S	-321467	200	30-1+S, 30-10+S
1-255-S	-321566	250	30-1+S, 30-10+S

2 pulling jaws with adjustable length (Pair)

ST

For removing bearings, gears, discs, etc.

SP-P






Description

- Standard pulling hook with adjustable clamping depths.
- Pulling hooks with infinite adjustment on the cross-beam.
- Pulling hook with sliding part only available in pair of 2.
- Strong design, high performance and long service life.

Advantage

- Pulling hooks can be adjusted lengthwise and to meet the required clamping depths.
- Turning the pulling hooks enables them to be used both internally and externally.
- Suitable for pulling asymmetric workpieces.
- As a replacement part or supplement to your Kukko puller.

Art.-No.	 4021176	 mm	
4-SP-P	-004636	300-500	20-3, 20-30, 20-4, 20-40
5-SP-P	-004971	400-700	20-5

01
02
03
04
05
06
07
08
09
10
11
12



Mechanische Druckspindeln Mechanical pressure spindle



Beschreibung

- KUKKO Druckspindeln mit gewalztem Gewinde sind speziell für die Verwendung in KUKKO-Abziehern entwickelt, um besonders hohe Abzugkräfte zu erreichen.
- Die Druckspindeln sind spezialbeschichtet und garantieren so eine besonders gute Gleiteigenschaft im Gewindengang.
- Die gelagerte, freidrehende Zentrierspitze schützt die Welle vor Beschädigungen beim Aufbringen der Abziehkraft.

Vorteil

- Der Spindelkopf und der Spindelbund sind mit der Artikel-Nummer gelasert.
- Die Spindelköpfe sind mit einem Bund versehen, der verhindert, dass der Schraubenschlüssel beim Abziehvorgang abrutscht.

Description

- KUKKO pressure spindles with milled thread have been specifically engineered for use in KUKKO pullers, in order to achieve particularly high tensile forces.
- The pressure spindles are specially coated and therefore guarantee particularly good sliding properties in the thread.
- The mounted, freely-rotating centering point protects the shaft against damage when applying the pulling force.

Advantage

- The spindle head and the spindle band are lasered with the item number.
- The spindle heads have a band which prevents the wrench from slipping during the pulling process.

Das richtige Ermitteln einer Ersatzspindel, wenn keine Artikelnummer vorhanden ist.

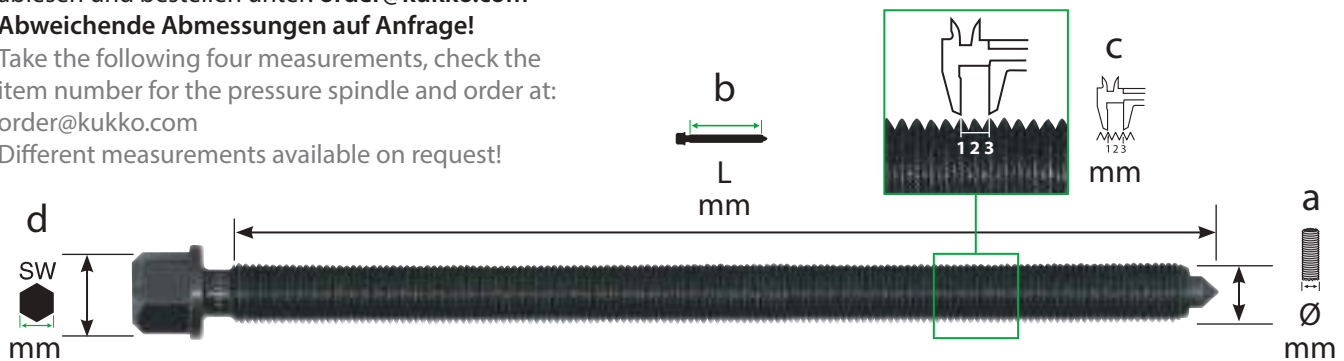
The correct determination of a replacement spindle if no item number is available.

Die folgenden 4 Maße abnehmen und in der nebenstehenden Tabelle die Artikelnummer der Druckspindel ablesen und bestellen unter: order@kukko.com

Abweichende Abmessungen auf Anfrage!

Take the following four measurements, check the item number for the pressure spindle and order at: order@kukko.com

Different measurements available on request!



a
Messen Sie den Spindeldurchmesser.
Measure the spindle diameter.



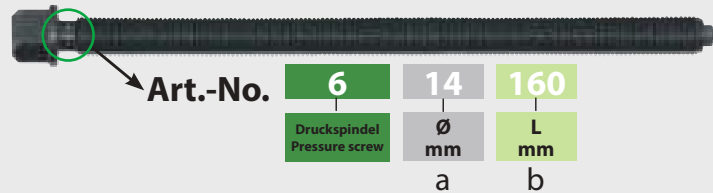
b
Messen Sie die Gewindelänge bis zur Spindelspitze.
Measure the thread length to the tip of the spindle.



c
Messen Sie die Länge über 3 Gewindegänge.
Measure the length over three thread turns.



d
Messen Sie den Sechskant des Spindelkopfes.
Measure the hexagon of the spindle head.



Art.-No.

6

14

160

Druckspindel
Pressure screw

Ø
mm

L
mm

a

b

Art.-No.		passend zu/ suitable for	Gewinde/ thread	a mm	b mm	c mm	d mm					
608080	-176241	48, 482-1	M 8x1,25	8	80	3,75	-	-	X	-	X	-
608130	-481086	482-2, 483-2	M 8x1,25	8	130	3,75	-	-	X	-	X	-
609087	-102493	41-1, 42-1, 43-1, 43-11, 43-12, 43-2	M 9x1,25	9	87	3,75	-	-	X	-	X	-
609105	-101403	41-2, 42-2, 43-3, 43-13	M 9x1,25	9	105	3,75	-	-	X	-	X	-
610070	-362446	41-0, 42-0	M 10x1,5	10	75	4,50	13	X	-	-	X	-
610094	-122118	204-0	M 10x1,5	10	94	4,50	-	-	X	-	-	X
610110	-433726	208-0, 209-0, 112-1, 112-10	M 10x1,5	10	120	4,50	8	X	-	-	-	X
612080	-238468	201-0, 202-0, 203-0	M 12x1,5	12	85	4,50	13	X	-	X	-	-
612110	-112881	205-00, 206-00, 207-00	M 12x1,5	12	110	4,50	13	X	-	X	-	-
612130	-077081	18-0, 44-1, 45-1, 14-01, 14-1	M 12x1,5	12	130	4,50	13	X	-	X	-	X
612150	-790201	41-3, 42-3	M 12x1,5	12	150	4,50	13	X	-	X	-	-
612200	-480744	482-3, 483-3	M 12x1,75	12	210	5,25	13	X	-	-	-	X
614135	-074271	12-1, 30-1, 30-1+, 30-10, 30-10+, 30-1-S, 30-10-S, 30-1+S, 30-10+S, 30-1-S-T, 30-10-S-T, 30-1+S-T, 30-10+S-T, 30-10SP, 32-1, 33, 34-0, 34-1, 110-1, 110-10, 112-2, 120-1, 120-10, 130-10, 201-1, 202-1, 203-1,	M 14x1,5	14	135	4,50	17	X	-	X	-	-
614160	-112966	14-2, 20-1, 20-10, 20-1-S, 20-10-S, 20-1+S, 20-10+S, 20-1+, 20-10+, 20-1+S-T, 20-10+S-T, 20-1-2, 20-10-2, 20-1-S-T, 20-10-S-T, 20-10-SP, 20-10-P3, 20-10-V, 44-2, 45-2, 112-20, 113-20, 120-2, 130-2, 205-01, 206-01, 207-01, 208-01, 209-01,	M 14x1,5	14	160	4,50	17	X	-	X	-	-
614200	-838576	14-3, 14-03 41-4, 42-4	M 14x1,5	14	200	4,50	17	X	-	X	-	-
614250	-306709	K-2030-10, K-2030-10+S, K-2030-10+S+T, 70-2, 201-S, 202-S	M 14x1,5	14	250	4,50	17	X	-	X	-	X
616220	-420856	112-3, 113-3	M 16x1,5	16	220	4,50	17	X	-	X	-	-
616270	-480829	482-4, 483-4	M 16x2,0	16	270	6,00	17	X	-	-	-	X
616325	-480904	482-5, 483-5	M 16x2,0	16	325	6,00	17	X	-	-	-	X
618105	-073779	204-1	M 18x1,5	18	105	4,50	19	X	-	X	-	-
618175	-074356	12-2, 18-1, 32-2, 110-2, 110-20	M 18x1,5	18	175	4,50	19	X	-	X	-	-
618210	-113048	44-3, 45-3	M 18x1,5	18	210	4,50	19	X	-	X	-	-
620172	-817946	28-1, 28-2	M 20x2,5*	20	170	7,50	24	X	X	X	-	X
620230	-818028	28-3	M 20x2,5*	20	230	7,50	24	X	X	-	-	X
620250	-818103	28-4	M 20x2,5*	20	250	7,50	24	X	X	-	-	X
621130	-124358	204-2, 204-02	G 1/2" / 14"	20,955	130	5,40	22	X	-	X	-	-
621170	-067181	18-2, 120-20, 130-20	G 1/2" / 14"	20,955	170	5,40	22	X	-	X	-	-
621220	-268373	18-2, 20-2, 20-20, 20-2+, 20-2+S, 20-20+S, 20-20+, 20-2-S, 20-20-S, 20-2-3, 20-20-3, 20-20SP, 20-20-P2, 30-2, 30-20, 30-2+, 30-20+, 30-2+S, 30-20+S, 30-2-S, 30-20-S, 30-2-3, 30-20-3, 30-20SP, 30-20-P2, 31-1, 31-2, 200-U, 201-2, 202-2, 203-2, 205-02, 206-02, 207-02, 208-02, 209-02, 210-1	G 1/2" / 14"	20,955	210	5,40	22	X	-	X	-	-
621300	-765346	41-5, 42-5, 110-3, 110-4	G 1/2" / 14"	20,955	300	5,40	22	X	-	X	-	-
621355	-236228	70-4, 112-4, 113-4	G 1/2" / 14"	20,955	355	5,40	22	X	-	X	-	-
623230	-074684	12-3, 120-3, 120-30, 130-3	G 5/8" / 14"	22,911	230	5,40	24	X	-	X	-	-
623260	-113123	44-4, 45-4	G 5/8" / 14"	22,911	260	5,40	24	X	-	X	-	-
623325	-125263	44-5, 45-5, 113-5, 210-2, 210-3	G 5/8" / 14"	22,911	325	5,40	24	X	-	X	-	-
623360	-814976	44-6, 45-6	G 5/8" / 14"	22,911	360	5,40	24	X	-	X	-	-
623450	-832796	45-7	G 5/8" / 14"	22,911	450	5,40	24	X	-	X	-	-
626300	-765360	18-3, 20-3, 20-30, 20-3+, 20-30+, 20-3-S, 20-30-S, 20-3+S, 20-30+S, 20-3-3, 20-30-3, 20-3-4, 20-30-4, 20-3-5, 20-30-5, 20-30SP, 30-3, 30-30, 30-3+, 30-30+, 30-3-S, 30-3+S, 30-3-3, 30-30-3, 30-3-4, 30-30-4, 30-3-5, 30-30-5, 30-30-P3, 30-3SP, 201-3, 201-4, 202-3, 202-4, 203-3, 203-4, 205-1, 206-1, 207-1	G 3/4" / 14"	26,441	300	5,40	27	X	-	X	-	-
626400	-125423	12-4, 205-2, 205-3, 206-2, 206-3, 207-2, 207-3	G 3/4" / 14"	26,441	400	5,40	27	X	-	X	-	-
626500	-765377	12-5	G 3/4" / 14"	26,441	500	5,40	27	X	-	X	-	-
633400	-765384	11-0, 18-4, 20-4, 46-1, 47-1	G 1" / 14"	33,249	400	6,90	36	X	-	X	-	-
633500	-893452	20-AV, 46-2-A, 47-2-A	G 1" / 14"	33,249	500	6,90	36	X	-	X	-	-
633600	-866388	12-6, 12-7	G 1" / 14"	33,249	600	6,90	36	X	-	X	-	-
637350	-893469	11-1, 11-2, 30-40, 30-5	G 1 1/8" / 14"	37,897	350	6,90	41	X	-	X	-	-
637500	-893469	15-E	G 1 1/8" / 14"	37,897	500	6,90	41	X	-	X	-	-
637600	-169236	18-5, 20-5, 205-4, 207-4	G 1 1/8" / 14"	37,897	600	6,90	41	X	-	X	-	-

* Regelgewinde / coarse pitch thread


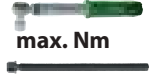

01
02
03
04
05
06
07
08
09
10
11
12



Backfitting 2- and 3-jaw pullers from mechanic up to hydraulic spindle




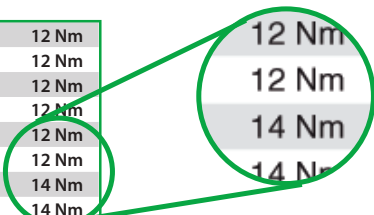
When using pullers with hydraulic spindles, the application of hydraulic pulling force must always be controlled, i.e., by the use of a torque wrench.

Art. No.		max.		 max. Nm	 max. Nm
		t	kN		
20-2+	8-01	7	70	150	12
20-20	8-01	7	70	150	12
20-20+	8-01	7	70	150	12
20-2-3	8-01	7	70	150	12
20-20-3	8-01	7	70	150	12
20-3	8-02	8,5	85	300	14
20-3+	8-02	8,5	85	300	14
20-30	8-02	8,5	85	300	14
20-30+	8-02	8,5	85	300	14
20-3-3	8-02	8,5	85	300	14
20-3-4	8-02	8,5	85	300	14
20-3-5	8-02	8,5	85	300	14
20-30-3	8-02	8,5	85	300	14
20-30-4	8-02	8,5	85	300	14
20-30-5	8-02	8,5	85	300	14
20-4	8-1-B	15	150	400	45
20-4-3	8-1-B	15	150	400	45
20-4-5	8-1-F	15	150	400	45
20-40	8-1-B	15	150	400	45
20-40-4	8-1-B	15	150	400	45
20-40-5	8-1-F	15	150	400	45
20-5	8-2-M	15	200	650	30
30-2	8-01	7	70	150	12
30-2+	8-01	7	70	150	12
30-20	8-01	7	70	150	12
30-20+	8-01	7	70	150	12
30-2-3	8-01	7	70	150	12
30-20-3	8-01	7	70	150	12
30-3	8-02	10	100	250	15
30-3+	8-02	10	100	250	15
30-3-3	8-02	10	100	250	15
30-3-4	8-02	10	100	250	15
30-3-5	8-02	10	100	250	15
30-3-5	8-02	10	100	250	15

2- and 3-jaw puller with hydraulic spindle



20-2	8-01	7,0 to / 70 kN	12 Nm
20-2+	8-01	7,0 to / 70 kN	12 Nm
20-20	8-01	7,0 to / 70 kN	12 Nm
20-20+	8-01	7,0 to / 70 kN	12 Nm
20-2-3	8-01	7,0 to / 70 kN	12 Nm
20-20-3	8-01	7,0 to / 70 kN	12 Nm
20-3	8-02	8,5 to / 85 kN	14 Nm
20-3+	8-02	8,5 to / 85 kN	14 Nm
20-30	8-02	8,5 to / 85 kN	14 Nm



When using pullers with hydraulic spindles, the application of hydraulic pulling force must always be controlled, i.e., by the use of a torque wrench.

Art. No.	incl.	max.		max. Nm
		t	kN	
20-2-B	8-01	7	70	12
20-20-B	8-01	7	70	12
20-3-B	8-02	10	100	15
20-30-B	8-02	10	100	15
20-4-B	8-1-B	15	150	45
20-40-B	8-1-B	15	150	45
20-2-3-B	8-01	7	70	12
20-20-3-B	8-01	7	70	12
20-3-3-B	8-02	10	100	15
20-3-4-B	8-02	10	100	15
20-3-5-B	8-02	10	100	15
20-30-3-B	8-02	10	100	15
20-30-4-B	8-02	10	100	15
20-30-5-B	8-02	10	100	15
20-4-3-B	8-1-B	15	150	45
20-4-4-B	8-1-B	15	150	45
20-4-5-B	8-1-B	15	150	45
20-40-4-B	8-1-B	15	150	45
20-40-5-B	8-1-B	15	150	45
20-2+B	8-01	7	70	12
20-20+B	8-01	7	70	12
20-3+B	8-02	10	100	15
20-30+B	8-02	10	100	15
30-2-B	8-01	7	70	12
30-20-B	8-01	7	70	12
30-3-B	8-02	10	100	15
30-2-3-B	8-01	7	70	12
30-20-3-B	8-01	7	70	12
30-3-3-B	8-02	10	100	15
30-3-4-B	8-02	10	100	15
30-3-5-B	8-02	10	100	15
30-2+B	8-01	7	70	12
30-20+B	8-01	7	70	12
30-3+B	8-02	10	100	15

01
02
03
4
05
06
07
08
09
10
11
12



Long hydraulic spindles

ST

For pulling particularly tight bearings, gears, discs, etc.

8



Description

- Lubricating hydraulics.
- Milled thread treated with special coating.
- Strong design, high performance and long service life.
- Safety label to ensure protection of intellectual property.

Advantage

- Easy and even pulling for particularly tight parts.
- Can be combined with various mechanical pulling devices from the KUKKO range.
- Spindle head band prevents the wrench from slipping off.
- All components available as replacement parts, time-saving order process thanks to numbering system.
- A tube of KUKKO special grease included for pressure spindle.

Art.-No.					max. t	max. Nm	Bezeichnung description	
8-1-B	-034596	250	R1"	10	15	45	Spindel komplett	18-4, 20-4, 20-40
8-1-F	-034671	350	R1"	10	15	45	Spindel komplett	46-1-A, 46-1-B, 46-2-A, 46-2-B, 47-1-A, 47-1-B, 47-2-A, 47-2-B
8-1	-034428	-	-	10	15	45	Oberteil	8-1-B, 8-1-F
8-B	-034183	-	-	-	-	-	Unterteil	8-1-B
8-F	-034268	-	-	-	-	-	Unterteil	8-1-F
8-1-ERS	-243721	-	-	-	-	-	Verschleißteilsatz	8-1
8-2-K	-034831	250	R1/8"	10	20	30	Spindel komplett	11-1, 11-2
8-2-M	-034916	350	R1/8"	10	20	30	Spindel komplett	18-5, 20-5
8-2	-034756	-	-	10	20	30	Oberteil	8-2-K, 8-2-M
8-K	-035098	-	-	-	-	-	Unterteil	8-2-K
8-M	-035173	-	-	-	-	-	Unterteil	8-2-M
8-2-ERS	-243806	-	-	-	-	-	Verschleißteilsatz	8-2

Short hydraulic spindles

ST

For pulling particularly tight bearings, gears, discs, etc.

800



Description

- Series is built on a modular system.
- Pullers have the same hydraulic spindle.
- Easy-to-replace individual components that can be combined in a number of different ways.
- Lubricating hydraulics.
- Hydraulic spindle.

Advantage

- Available as complete hydraulic pullers, individual parts and sets.
- Little force required for a strong pulling performance.
- Piston functions on the axis and does not turn in the hydraulic spindle.
- Spindle extensions enable the unit to be adjusted quickly to a range of different requirements.
- Spindle head band prevents the wrench from slipping off.

Art.-No.					max. t	max. Nm
800	-034343	W 1.1/2"-16 (55°;16Gang)	10	13	10	40
801	-784446	W 1.1/2"-16 (55°;16Gang)	10	19	15	70
802	-784514	M40x1,5	10	19	20	100
804	-456787	W 1.1/2"-16 (55°;16Gang)	10	19	15	-
800-ERS	-244483	Verschleißteilsatz				
801-ERS	-788086	Verschleißteilsatz				
802-ERS	-788246	Verschleißteilsatz				
800017	-165351	Druckstück				



Long hydraulic spindles

ST

For pulling particularly tight bearings, gears, discs, etc.

8-0







Description

- Lubricating hydraulics.
- Milled thread treated with special coating.
- Strong design, high performance and long service life.
- Safety label to ensure protection of intellectual property.

Advantage

- Easy and even pulling for particularly tight parts.
- Can be combined with various mechanical pulling devices from the KUKKO range.
- Spindle head band prevents the wrench from slipping off.
- All components available as replacement parts, time-saving order process thanks to numbering system.
- A tube of KUKKO special grease included for pressure spindle.

Art.-No.	 40211761	 mm	max. t	 max. Nm	Bezeichnung description	
8-01	-887871	10	10	11	Spindel komplett	12-4, 12-5, 18-2, 20-2, 20-20, 30-2, 30-20, 41-5, 42-5, 205-02, 206-02, 207-02
8-02	-887901	12	12	13	Spindel komplett	12-6, 12-7, 18-3, 20-3, 20-30, 30-3, 205-1, 205-2, 205-3, 206-1, 206-2, 206-3, 207-1, 207-3, 207-2
8-01ERS	-989452	-	-	-	Verschleißteilsatz	8-01
8-01-176	-811760	-	-	-	Kopfschrauben mit Spindel und Sicherungsschraube	-
8-02ERS	-887918	-	-	-	Verschleißteilsatz	-
8-02-176	-821769	-	-	-	Kopfschrauben mit Spindel und Sicherungsschraube	8-02

Auxiliary hydraulic ram

ST

To increase the pressure for mechanical pulling devices for particularly tight bearings, gears, discs, etc.

9







Description

- Lubricating hydraulics.
- Centering hole for ideal spindle guidance.
- Milled thread treated with special coating.
- Strong design, high performance and long service life.

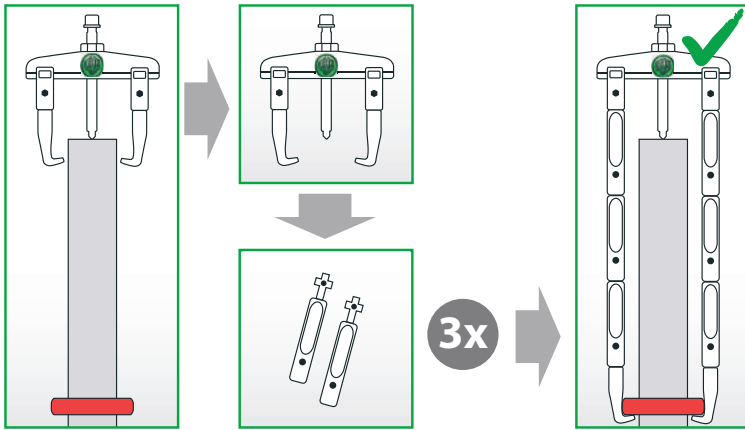
Advantage

- Can be combined with various mechanical pulling devices from the KUKKO range.
- Saves time as spindle does not need to be replaced.
- Specification for maximum torques.
- All components available as replacement parts, time-saving order process thanks to numbering system.
- A tube of KUKKO special grease included for pressure spindle.

Art.-No.	 40211761	∅ mm	 mm	 mm	max. t	 max. Nm
9-1	-005053	37	60	10	10	35
9-2	-005138	50	87	15	15	50
9-3	-924408	80	113	7	30	35



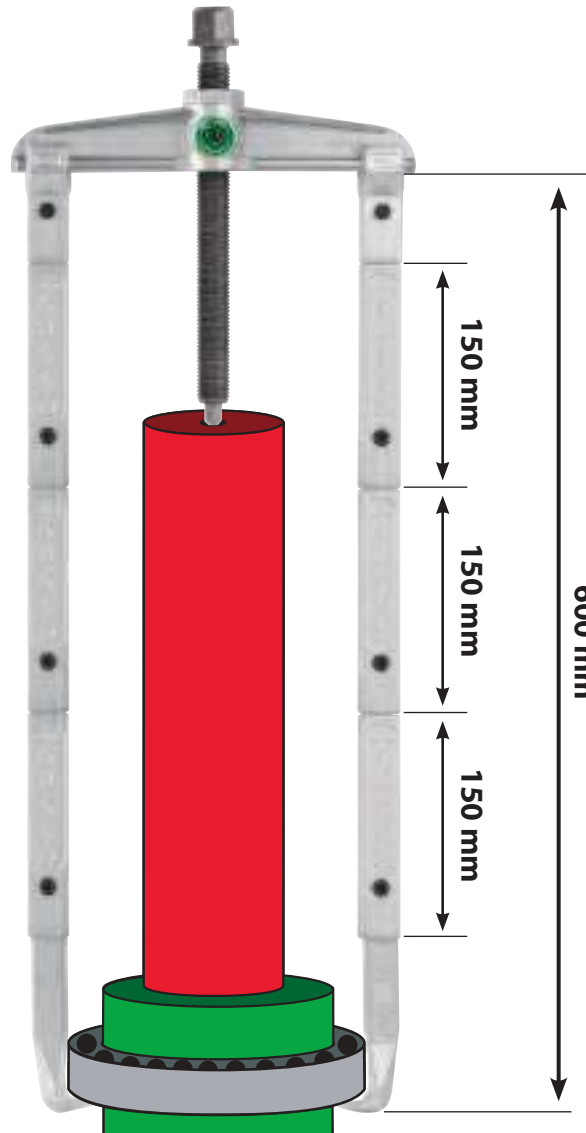
TIP: Modular extensions



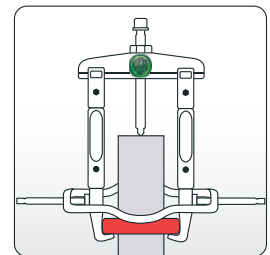
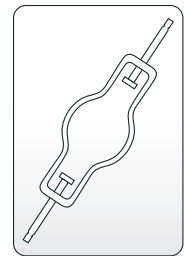
For the 20 and 30 series, we offer modular extensions. If the part to be removed sits deep inside a shaft, jaw extensions will be needed.

20-1	30-1	100
20-10	30-10	100
20-2	30-2	150
20-20	30-20	150

Art.-No.	mm	für for
1-V-100	100	20-1; 20-10 30-1; 30-10
1-V-150	150	20-1; 20-10 30-1; 30-10
2-V-150	150	20-2; 20-20 30-2; 30-20



The side clamp is available separately (No. 219-1). It is attached to the puller jaw after the puller has been fitted and prevents slippage of the puller jaw under very high forces.





2 jaw extensions (pair)

ST

For removing bearings, gears, discs, etc.

V-P






Beschreibung

- Jaw extensions in various lengths.
- Jaw extensions only available in set of 2.
- Strong design, high performance and long service life.

Vorteil

- Stability support from optional side clamp series 219
- All components available as replacement parts, time-saving order process thanks to numbering system.

Art.-No.		 mm	
1-V-100-P	-985058	100	20-1, 20-10
1-V-150-P	-985089	150	20-1, 20-10
2-V-150-P	-985201	150	20-2, 20-20

3 Abzughakenverlängerungen (Satz)

ST

For removing bearings, gears, discs, etc.

V-S






Beschreibung

- Jaw extensions in various lengths.
- Jaw extensions only available in set of 3.
- Strong design, high performance and long service life.

Vorteil

- Stability support from optional side clamp series 219
- All components available as replacement parts, time-saving order process thanks to numbering system.

Art.-No.		 mm	
1-V-100-S	-985065	100	30-1, 30-10
1-V-150-S	-985096	150	30-1, 30-10
2-V-150-S	-985218	150	30-2, 30-20

Spannzwinde für 2-armige Abzieher

ST





Zur Stabilitätsunterstützung bei Abziehvorgängen mit Verlängerungen Baureihe V-P

219



Beschreibung

- Safety label to ensure protection of intellectual property.
- Self-healing corrosion protection KUKKCoating for galvanized parts.


Art.-No.		 mm	 mm	 mm
219-1	-777777	40	190	8

Druckstück-Baukasten

ST

Zum Abstützen der Druckspindel bei hohler Welle

600-17



Beschreibung

- A total of 3 different pressure pads.
- Self-healing corrosion protection KUKKCoating for galvanized parts.

Art.-No.		\emptyset mm
600-17	-914188	20; 32; 41



Pullers with swivelling jaws

Universal 2-jaw puller with swiveling jaws

ST

For removing bearings, gears, discs, etc.

41



41-0



41-1
41-2



41-3
41-4
41-5








Description

- If there is adequate free space around the part to be removed, we recommend using a 3-jaw puller series 42 standard for optimal force distribution.
- Rotating standard puller hook.
- Two-jaw design for space-saving operation.
- Mechanical pressure screw.
- Milled thread treated with special coating.

Advantage

- The larger the pulling force, the stronger the puller hook's grip on the workpiece to be removed.
- Spindle head band prevents the wrench from slipping off.
- Hydraulic spindle series 8-0 for particularly tight parts, available from a particular puller size.
- Hydraulic extra press series 9 for particularly tight parts, can be used from a particular puller size.
- All components available as replacement parts, time-saving order process thanks to numbering system.

Art.-No.					max.	
		mm	mm	mm	t	Nm
41-0	-362859	60	40	13	1,0	25
41-1	-015038	65	65	-	1,0	-
41-2	-015113	80	80	-	1,5	-
41-3	-787829	90	120	13	3,0	40
41-4	-836268	130	160	17	5,0	85
41-5	-836343	180	200	22	7,0	150

Universal 2-jaw puller with long hydraulic spindle(including mechanical pressure screw)

ST

For pulling particularly tight bearings, gears, discs, etc.

41-B







Description

- If there is adequate free space around the part to be removed, we recommend using a 3-jaw puller series 42 standard for optimal force distribution.
- Lubricating hydraulics.
- Rotating standard puller hook.
- Two-jaw design for space-saving operation.
- Hydraulic spindle and mechanical pressure screw.

Advantage

- The larger the pulling force, the stronger the puller hook's grip on the workpiece to be removed.
- Spindle head band prevents the wrench from slipping off.
- Hydraulic spindle series 8-0 for particularly tight parts, available from a particular puller size.
- Hydraulic extra press series 9 for particularly tight parts, can be used from a particular puller size.
- All components available as replacement parts, time-saving order process thanks to numbering system.

Art.-No.					max.	mit with
		mm	mm	mm	t	
41-5-B	-887345	180	200	22	7	8-01



Universal 3-jaw puller with swiveling jaws

ST

For removing bearings, gears, discs, etc.

42



42-0



42-1
42-2



42-3
42-4
42-5



Description

- If there is not adequate free space around the part to be removed, we recommend using a 2-jaw puller series 41.
- Rotating standard puller hook.
- Mechanical pressure screw.
- Milled thread treated with special coating.
- Strong design, high performance and long service life.

Advantage

- The larger the pulling force, the stronger the puller hook's grip on the workpiece to be removed.
- Spindle head band prevents the wrench from slipping off.
- Hydraulic spindle series 8-0 for particularly tight parts, available from a particular puller size.
- Hydraulic extra press series 9 for particularly tight parts, can be used from a particular puller size.
- All components available as replacement parts, time-saving order process thanks to numbering system.

Art.-No.					max.	
		mm	mm	mm	t	max. Nm
42-0	-362026	60	40	13	1,5	25
42-1	-015298	65	65	-	1,5	-
42-2	-015373	80	80	-	1,5	-
42-3	-787904	90	120	13	3,0	40
42-4	-836428	130	160	17	5,0	85
42-5	-836596	180	200	22	7,0	150

3-jaw puller with long hydraulic spindle(including mechanical pressure screw)

ST

For pulling particularly tight bearings, gears, discs, etc.

42-B



Description

- If there is not adequate free space around the part to be removed, we recommend using a 2-jaw puller series 41 standard for optimal force distribution.
- Lubricating hydraulics.
- Rotating standard puller hook.
- Hydraulic spindle and mechanical pressure screw.
- Milled thread treated with special coating.

Advantage

- The larger the pulling force, the stronger the puller hook's grip on the workpiece to be removed.
- Spindle head band prevents the wrench from slipping off.
- All components available as replacement parts, time-saving order process thanks to numbering system.
- A tube of KUKKO special grease included for pressure spindle.

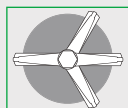
Art.-No.					max.	mit with
		mm	mm	mm	t	
42-5-B	-887352	180	200	22	7	8-01

Universal 2-jaw puller with swiveling jaws

ST

For pulling tight-fitting bearings, gears, discs, etc.

46



Description

- Rotating standard puller hook.
- Two-jaw design for space-saving operation.
- If there is adequate free space around the part to be removed, we recommend using a 3-jaw puller series 47 for optimal distribution of force.
- Mechanical pressure screw.
- Milled thread treated with special coating.

Advantage

- The larger the pulling force, the stronger the puller hook's grip on the workpiece to be removed.
- Spindle head band prevents the wrench from slipping off.
- Hydraulic spindle series 8 for particularly tight-fitting parts also available as an option.
- Hydraulic extra press series 9 for particularly tight parts, can be used from a particular puller size.
- All components available as replacement parts, time-saving order process thanks to numbering system.

Art.-No.					max.	
		mm	mm	mm	t	max. Nm
46-1-A	-016936	300	300	36	12	450
46-2-A	-017193	500	450	36	12	450

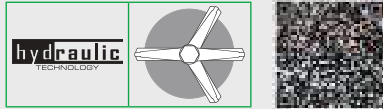


Universal 2-jaw puller with long hydraulic spindle and swiveling jaws(including mechanical pressure screw)

ST

For pulling particularly tight bearings, gears, discs, etc.

46








Description

- Lubricating hydraulics.
- Rotating standard puller hook.
- Two-jaw design for space-saving operation.
- If there is adequate free space around the part to be removed, we recommend using a 3-jaw puller series 47 for optimal distribution of force.
- Hydraulic spindle and mechanical pressure screw.

Advantage

- The larger the pulling force, the stronger the puller hook's grip on the workpiece to be removed.
- Spindle head band prevents the wrench from slipping off.
- All components available as replacement parts, time-saving order process thanks to numbering system.
- A tube of KUKKO special grease included for pressure spindle.


Art.-No.					max.		mit
		mm	mm	mm	t	Nm	with
46-1-B	-017018	300	300	36	15	45	8-1-F
46-2-B	-017278	500	450	36	15	45	8-1-F

Universal 3-jaw puller with swiveling jaws

ST

For pulling tight-fitting bearings, gears, discs, etc.

47








Description

- Combi-pullers can be used as a 3-jaw and 2-jaw puller.
- Rotating standard puller hook.
- Mechanical pressure screw.
- Milled thread treated with special coating.
- Strong design, high performance and long service life.

Advantage

- The larger the pulling force, the stronger the puller hook's grip on the workpiece to be removed.
- Spindle head band prevents the wrench from slipping off.
- Hydraulic spindle series 8 for particularly tight-fitting parts also available as an option.
- Hydraulic extra press series 9 available as an option for particularly tight parts.
- All components available as replacement parts, time-saving order process thanks to numbering system.

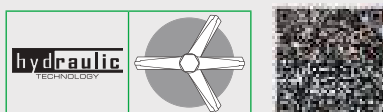
Art.-No.					max.	
		mm	mm	mm	t	Nm
47-1-A	-017681	300	300	36	12	450
47-2-A	-017841	500	450	36	12	450

Universal 3-jaw puller with long hydraulic spindle and swiveling jaws(including mechanical pressure screw)

ST

For pulling particularly tight bearings, gears, discs, etc.

47








Description

- Combi-pullers can be used as a 3-jaw and 2-jaw puller.
- Lubricating hydraulics.
- Rotating standard puller hook.
- Two-jaw design for space-saving operation.
- If there is not adequate free space around the part to be removed, we recommend using a 2-jaw puller series 46.
- Hydraulic spindle and mechanical pressure screw.

Advantage

- The larger the pulling force, the stronger the puller hook's grip on the workpiece to be removed.
- Spindle head band prevents the wrench from slipping off.
- All components available as replacement parts, time-saving order process thanks to numbering system.
- A tube of KUKKO special grease included for pressure spindle.

Art.-No.					max.		mit
		mm	mm	mm	t	Nm	with
47-1-B	-017766	300	300	36	15	45	8-1-F
47-2-B	-017926	500	450	36	15	45	8-1-F



Universal 2-jaw puller with adjustable reach and swiveling jaws

ST

For removing bearings, gears, discs, etc.

205



Description

- If there is adequate free space around the part to be removed, we recommend using a 3-jaw puller series 206 standard for optimal force distribution.
- Rotating standard puller hook.
- Two-jaw design for space-saving operation.
- Mechanical pressure screw.
- Milled thread treated with special coating.

Advantage

- The larger the pulling force, the stronger the puller hook's grip on the workpiece to be removed.
- Universal application thanks to adjustable clamping depths.
- Spindle head band prevents the wrench from slipping off.
- Hydraulic spindle series 8-0 for particularly tight parts, available from a particular puller size.
- Hydraulic extra press series 9 for particularly tight parts, can be used from a particular puller size.

Art.-No.						max.	
	4021176	mm	mm	x	mm	t	max. Nm
205-00	-028571	100	100	2	13	3,5	50
205-01	-028656	150	150	2	17	5	120
205-02	-028731	250	220	2	22	7	150
205-1	-028816	300	280	2	27	10	280
205-2	-028991	400	400	3	27	10	300
205-3	-029073	500	540	3	27	12	320

Universal 2-jaw puller with adjustable reach, long hydraulic spindle and swiveling jaws (including mechanical pressure screw)

ST

For pulling particularly tight bearings, gears, discs, etc.

205-B



Description

- If there is adequate free space around the part to be removed, we recommend using a 3-jaw puller series 206-B standard for optimal force distribution.
- Rotating standard puller hook.
- Two-jaw design for space-saving operation.
- Parallel pulling hooks in every position, even with full load.
- Mechanical pressure screw.

Advantage

- Easy and even pulling for particularly tight parts.
- The larger the pulling force, the stronger the puller hook's grip on the workpiece to be removed.
- Universal application thanks to adjustable clamping depths.
- Spindle head band prevents the wrench from slipping off.
- All components available as replacement parts, time-saving order process thanks to numbering system.

Art.-No.					max.	mit with
	4021176	mm	mm	x	t	
205-02-B	-886072	250	220	2	7	8-01
205-1-B	-886089	300	280	2	12	8-02
205-2-B	-886096	400	400	3	12	8-02
205-3-B	-886102	500	540	3	12	8-02

01
02
03
04
05
06
07
08
09
10
11
12



Universal 3-jaw puller with adjustable reach and adjustable swiveling jaws

ST

For removing bearings, gears, discs, etc.

206









Description

- If there is not adequate free space around the part to be removed, we recommend using a 2-jaw puller series 205 standard.
- Rotating standard puller hook.
- The three-jaw design ensures that the load is distributed evenly and that the part to be removed is held securely.
- Mechanical pressure screw.
- Milled thread treated with special coating.

Advantage

- The larger the pulling force, the stronger the puller hook's grip on the workpiece to be removed.
- Universal application thanks to adjustable clamping depths.
- Spindle head band prevents the wrench from slipping off.
- Hydraulic spindle series 8-0 for particularly tight parts, available from a particular puller size.
- Hydraulic extra press series 9 for particularly tight parts, can be used from a particular puller size.

Art.-No.		 mm	 mm	 x	 mm	max. t	 max. Nm
206-00	-029158	100	100	2	13	3,5	50
206-01	-029233	150	150	2	17	5	120
206-02	-029318	250	220	2	22	7	150
206-1	-029493	300	280	2	27	10	280
206-2	-029561	400	400	3	27	10	300
206-3	-029646	500	540	3	27	12	320

Universal 3-jaw puller with adjustable reach, long hydraulic spindle and swiveling jaws (including mechanical pressure screw)

ST

For pulling particularly tight bearings, gears, discs, etc.

206-B







Description

- If there is not adequate free space around the part to be removed, we recommend using a 2-jaw puller series 205-B standard.
- Rotating standard puller hook.
- The three-jaw design ensures that the load is distributed evenly and that the part to be removed is held securely.
- Mechanical pressure screw.
- Lubricating hydraulics.

Advantage

- Easy and even pulling for particularly tight parts.
- The larger the pulling force, the stronger the puller hook's grip on the workpiece to be removed.
- Universal application thanks to adjustable clamping depths.
- Spindle head band prevents the wrench from slipping off.
- All components available as replacement parts, time-saving order process thanks to numbering system.

Art.-No.		 mm	 mm	 x	max. t	mit with
206-02-B	-886119	100	100	2	7	8-01
206-1-B	-412448	300	280	2	10	8-02
206-2-B	-886126	400	400	3	10	8-02
206-3-B	-886133	500	540	3	12	8-02



3-jaw combination puller with adjustable reach and swiveling jaws

ST

For removing bearings, gears, discs, etc.

207









Description

- Rotating puller hook.
- Mechanical pressure screw.
- Milled thread treated with special coating.
- Strong design, high performance and long service life.

Advantage

- Combi-pullers can be used as a 3-jaw and 2-jaw puller.
- Universal application thanks to adjustable clamping depths up to a certain size.
- The larger the pulling force, the stronger the puller hook's grip on the workpiece to be removed.
- Spindle head band prevents the wrench from slipping off.
- All components available as replacement parts, time-saving order process thanks to numbering system.

Art.-No.						max.	
		mm	mm	x	mm	t	Nm
207-00	-029721	120	100	2	13	3,5	50
207-01	-029806	200	150	2	17	5	120
207-02	-029981	300	220	2	22	7	150
207-1	-030048	400	280	2	27	10	280
207-2	-030123	450	400	3	27	10	300
207-3	-030208	550	540	3	27	12	320
207-65	-880100	650	650	1	41	15	400
207-80	-880117	800	800	1	41	15	400
207-95	-880094	1000	1000	1	41	15	400

3-jaw combination puller with adjustable reach, long hydraulic spindle and swiveling jaws (including mechanical pressure screw)

ST

For pulling particularly tight bearings, gears, discs, etc.

207-B







Description

- Rotating standard puller hook.
- Two-jaw design for space-saving operation.
- Mechanical pressure screw.
- Lubricating hydraulics.
- Milled thread treated with special coating.

Advantage

- Combi-pullers can be used as a 3-jaw and 2-jaw puller.
- Easy and even pulling for particularly tight parts.
- The larger the pulling force, the stronger the puller hook's grip on the workpiece to be removed.
- Universal application thanks to adjustable clamping depths.
- Spindle head band prevents the wrench from slipping off.

Art.-No.					max.	mit with
		mm	mm	x	t	
207-02-B	-886140	300	170	2	7	8-01
207-1-B	-886157	400	230	2	10	8-02
207-2-B	-886164	450	350	3	10	8-02
207-3-B	-886171	550	490	3	12	8-02



2-jaw pullers for roller bearings, swedish model

ST

For removing bearings, gears, discs, etc.

112



Description

- Standard pulling hook.
- Automatic self-centering pulling hooks.
- Two-jaw design for space-saving operation.
- Mechanical pressure screw.
- Milled thread treated with special coating.

Advantage

- Quick adjustment of the spread by a knurled cone.
- Spindle head band prevents the wrench from slipping off.
- All components available as replacement parts, time-saving order process thanks to numbering system.
- A tube of KUKKO special grease included for pressure spindle.

Art.-No.					max.	
		mm	mm	mm	t	max. Nm
112-1	-418143	55	45	8	1,5	25
112-10	-418891	65	70	8	1,5	25
112-2	-419218	90	70	17	3	55
112-20	-420283	100	100	17	3	55
112-3	-420368	185	165	17	4	65

3-jaw pullers for roller bearings, swedish model

ST

For removing bearings, gears, discs, etc.

113



Description

- Standard pulling hook.
- Automatic self-centering pulling hooks.
- The three-jaw design ensures that the load is distributed evenly and that the part to be removed is held securely.
- Mechanical pressure screw.
- Milled thread treated with special coating.

Advantage

- Quick adjustment of the spread by a knurled cone.
- Spindle head band prevents the wrench from slipping off.
- All components available as replacement parts, time-saving order process thanks to numbering system.
- A tube of KUKKO special grease included for pressure spindle.


Art.-No.					max.	
		mm	mm	mm	t	max. Nm
113-20	-422423	125	100	17	3	45
113-3	-422751	185	165	17	4	60

2-jaw pullers with quick adjusting capability and T-jaws with claw feet

ST

For tight spaces when pulling sprockets, bearings and similar parts.

14



Description

- Shears - pulling hooks.
- Parallel pulling hooks in every position, even with full load.
- Mechanical pressure screw.
- Milled thread treated with special coating.
- Strong design, high performance and long service life.

Advantage

- Self-securing locking pins do not fall out during work.
- Clamping widths and depths can be selected on an individual basis.
- Puller is self-tensioning and easy to handle.
- Extremely high clamping width range thanks to variable assembly of puller jaws.
- Shear-style hook design presses into the claw-style feet when pulling the part to be removed.

Art.-No.					max.	
		mm	mm	mm	t	max. Nm
14-01	-459559	6 - 100	85	13	1	30
14-03	-460111	5 - 140	160	17	2	40
14-1	-455421	6 - 100	85	13	2,5	50
14-2	-248443	10 - 140	125	17	3,5	80
14-3	-248511	15 - 140	160	17	4,5	100



Pullers with self-centering jaws

2-jaw small part puller with self-centering jaws

ST

For removing particularly small bearings, gears or discs, etc. for tight or difficult-to-access spaces.

43



Description

- Thin pulling hooks.
- Automatic self-centering pulling hooks.
- Two-jaw design for space-saving operation.
- Mechanical pressure screw.
- Milled thread treated with special coating.

Advantage

- This handy, space-saving model is particularly suited for vehicle electrical equipment, electrical workshops, compressed air repair processes and other similar applications.
- The thin pulling hooks are suitable for narrow, difficult-to-access locations.
- A tube of KUKKO special grease included for pressure spindle.
- Product video on the product can be opened.

Art.-No.	4021176					
		mm	mm	mm	mm	mm
43-001	-913518	60	50	1,5	10	4,5

3-jaw small part puller with self-centering jaws

ST

For removing particularly small bearings, gears or discs, etc. for tight or difficult-to-access spaces.

43



Description

- Thin pulling hooks.
- Automatic self-centering pulling hooks.
- The three-jaw design ensures that the load is distributed evenly and that the part to be removed is held securely.
- Mechanical pressure screw.
- Milled thread treated with special coating.

Advantage

- This handy, space-saving model is particularly suited for vehicle electrical equipment, electrical workshops, compressed air repair processes and other similar applications.
- The thin pulling hooks are suitable for narrow, difficult-to-access locations.
- A tube of KUKKO special grease included for pressure spindle.
- Product video on the product can be opened.

Art.-No.	4021176					
		mm	mm	mm	mm	mm
43-011	-913501	60	50	1,5	10	4,5

01
02
03
04
05
06
07
08
09
10
11
12



Universal 2-jaw puller with self-centering jaws

ST

For removing small bearings, gears or discs, etc. for tight or difficult-to-access spaces.

43






Description

- If there is adequate free space around the part to be removed, we recommend using a 3-jaw puller.
- Thin pulling hooks.
- Automatic self-centering pulling hooks.
- Two-jaw design for space-saving operation.
- Mechanical pressure screw.

Advantage

- This handy, space-saving model is particularly suited for vehicle electrical equipment, electrical workshops, compressed air repair processes and other similar applications.
- The thin pulling hooks are suitable for narrow, difficult-to-access locations.
- All components available as replacement parts, time-saving order process thanks to numbering system.
- A tube of KUKKO special grease included for pressure spindle.

Art.-No.				max.
		mm	mm	t
43-1	-015458	60	50	1
43-2	-015861	70	70	1
43-3	-015946	80	80	1

Universal 3-jaw puller with self-centering jaws

ST

Moving special press cap enables sloping workpieces up to 35° to be clamped.

43






Description

- If there is not adequate free space around the part to be removed, we recommend using a 2-jaw puller.
- Thin pulling hooks.
- Automatic self-centering pulling hooks.
- Two-jaw design for space-saving operation.
- Mechanical pressure screw.

Advantage

- This handy, space-saving model is particularly suited for vehicle electrical equipment, electrical workshops, compressed air repair processes and other similar applications.
- The thin pulling hooks are suitable for narrow, difficult-to-access locations.
- All components available as replacement parts, time-saving order process thanks to numbering system.
- A tube of KUKKO special grease included for pressure spindle.

Art.-No.				max.
		mm	mm	t
43-11	-015526	60	50	1,5
43-12	-015601	70	70	1,5
43-13	-015786	80	80	1,5

Universal 2-jaw puller with self-centering jaws

ST

For removing bearings, gears, discs, etc.

44








Description

- If there is adequate free space around the part to be removed, we recommend a 3-jaw puller series 45 for optimal force distribution.
- Standard pulling hook.
- Automatic self-centering pulling hooks.
- Two-jaw design for space-saving operation.
- Mechanical pressure screw.

Advantage

- Spindle head band prevents the wrench from slipping off.
- All components available as replacement parts, time-saving order process thanks to numbering system.
- A tube of KUKKO special grease included for pressure spindle.

Art.-No.					max.	
		mm	mm	mm	t	Nm
44-1	-016028	100	100	13	3	50
44-2	-016103	120	120	17	5	85
44-3	-016288	160	160	19	6	140
44-4	-016363	250	200	24	7	190
44-5	-815133	300	250	24	9,5	200
44-6	-815218	375	275	24	9,5	200



Universal 3-jaw puller with self-centering jaws

ST

For removing bearings, gears, discs, etc.

45







Description

- If there is not adequate free space around the part to be removed, we recommend using a 2-jaw puller series 44.
- Standard pulling hook.
- Automatic self-centering pulling hooks.
- The three-jaw design ensures that the load is distributed evenly and that the part to be removed is held securely.
- Mechanical pressure screw.

Advantage

- Spindle head band prevents the wrench from slipping off.
- All components available as replacement parts, time-saving order process thanks to numbering system.
- A tube of KUKKO special grease included for pressure spindle.
- Product video on the product can be opened.

Art.-No.	 4021176			max. t	 max. Nm
		mm	mm		
45-1	-016448	100	100	4	50
45-2	-016516	120	120	6	120
45-3	-016691	160	160	8	180
45-4	-016776	250	200	9,5	200
45-5	-815393	300	250	9,5	200
45-6	-815478	375	275	9,5	200
45-7	-821646	600	350	9,5	200

01

02

03

04

05

06

07

08

09

10

11

12



Pullers with Auto-Snap

Universal 2-jaw pullers with Auto-Snap

ST

482



482-1



482-2



482-3
482-4
482-5



Description

- Thanks to the integrated force transmission via the spring mechanism, the clamping force increases in proportion to the pulling force.
- Mechanical pressure screw.
- Milled thread treated with special coating.
- Strong design, high performance and long service life.

Advantage

- The elastic effect and slim design enables parts to be pulled in difficult-to-reach places.
- All components available as replacement parts, time-saving order process thanks to numbering system.
- A tube of KUKKO special grease included for pressure spindle.
- Product video on the product can be opened.

Art.-No.					max.	
		mm	mm	mm	t	max. Nm
482-1	-479779	60	40	-	1,5	-
482-2	-479854	85	90	-	1,5	-
482-3	-479939	150	150	10	2,5	35
482-4	-480096	200	200	13	3	40
482-5	-480171	250	250	13	3	40

Universal 2-jaw pullers with Auto-Snap

ST

483



Description

- Thanks to the integrated force transmission via the spring mechanism, the clamping force increases in proportion to the pulling force.
- Mechanical pressure screw.
- Milled thread treated with special coating.
- Strong design, high performance and long service life.

Advantage

- The elastic effect and slim design enables parts to be pulled in difficult-to-reach places.
- All components available as replacement parts, time-saving order process thanks to numbering system.
- A tube of KUKKO special grease included for pressure spindle.
- Product video on the product can be opened.

Art.-No.					max.	
		mm	mm	mm	t	max. Nm
483-2	-480331	85	90	-	1,5	-
483-3	-480416	150	150	10	2,5	35
483-4	-480584	200	200	13	3	40
483-5	-480669	250	250	13	3	40

2-jaw Auto-Snap pullers in display package

ST

482



Description

- Thanks to the integrated force transmission via the spring mechanism, the clamping force increases in proportion to the pulling force.
- Mechanical pressure screw.
- Milled thread treated with special coating.
- Strong design, high performance and long service life.

Advantage

- The elastic effect and slim design enables parts to be pulled in difficult-to-reach places.
- All components available as replacement parts, time-saving order process thanks to numbering system.
- A tube of KUKKO special grease included for pressure spindle.
- Product video on the product can be opened.

Art.-No.			Stück pieces	
K-482	-123245	482-1, 482-2, 482-3	3	i-Boxx



Puller with cone-driven spread adjuster

2-jaw puller with cone-driven spread adjuster

ST

For removing bearings, gears, discs, etc.

220



Description

- Standard pulling hook.
- Automatic self-centering pulling hooks.
- Two-arm design for space-saving operation.
- Mechanical pressure screw.
- Milled thread treated with special coating.

Advantage

- Quick adjustment of the spread by a knurled cone.
- Turning the pulling hooks enables them to be used both internally and externally.
- Spindle head band prevents the wrench from slipping off.
- All components available as replacement parts, time-saving order process thanks to numbering system.
- A tube of KUKKO special grease included for pressure spindle.

Art.-No.		 mm	 mm
220-02	-778919	200	165

3-jaw puller with cone-driven spread adjuster

ST

For removing bearings, gears, discs, etc.

220-03



Description

- Standard pulling hook.
- Automatic self-centering pulling hooks.
- The three-arm design ensures that the load is distributed evenly and that the part to be removed is held securely.
- Mechanical pressure screw.
- Milled thread treated with special coating.

Advantage

- Quick adjustment of the spread by a knurled cone.
- Turning the pulling hooks enables them to be used both internally and externally.
- Spindle head band prevents the wrench from slipping off.
- All components available as replacement parts, time-saving order process thanks to numbering system.
- A tube of KUKKO special grease included for pressure spindle.

Art.-No.		 mm	 mm
220-03	-779091	200	165

Universal puller with slide hammer

ST

For removing bearings, gears, discs, etc.

220



220

220-K







Description

- Automatic self-centering pulling hooks.

Advantage

- Quick adjustment of the spread by a knurled cone.
- Turning the pulling hooks enables them to be used both internally and externally.
- Spindle head band prevents the wrench from slipping off.
- All components available as replacement parts, time-saving order process thanks to numbering system.
- A tube of KUKKO special grease included for pressure spindle.

Art.-No.		 mm	 mm	
220	-030611	0 - 200	165	220-02, 220-03
220-K	-874055	0 - 200	165	220-02, 220-03

01
02
03
04
05
06
07
08
09
10
11
12



Pullers with reversible jaws

2-jaw puller for fan wheels

ST

The extra thin hooks move through the two slits and grip the fan's collar.

201-S



Description

- Two-jaw design for space-saving operation.
- Mechanical pressure screw.
- Milled thread treated with special coating.

Advantage

- All components available as replacement parts, time-saving order process thanks to numbering system.
- A tube of KUKKO special grease included for pressure spindle.
- Product video on the product can be opened.

Art.-No.						max.	
		mm	mm	x	mm	t	Nm
201-S	-026911	200	200	3	17	1,5	30

3-jaw puller for fan wheels

ST

The extra thin hooks move through the three slits and grip the fan's collar.

202-S



Description

- Mechanical pressure screw.
- Milled thread treated with special coating.
- Strong design, high performance and long service life.

Advantage

- All components available as replacement parts, time-saving order process thanks to numbering system.
- A tube of KUKKO special grease included for pressure spindle.
- Product video on the product can be opened.

Art.-No.						max.	
		mm	mm	x	mm	t	Nm
202-S	-027581	200	200	3	17	2	35

2-jaw pullers with reversible double-end jaws

ST

For removing bearings, gears, discs, etc.

201



201-0
201-1
201-3
201-4

201-2



Description

- If there is adequate free space around the part, we recommend a 3-jaw puller series 202 standard for optimal force distribution.
- Rotating and reversible puller hooks.
- Two-jaw design for space-saving operation.
- Mechanical pressure screw.
- Milled thread treated with special coating.

Advantage

- The pulling hooks are reversible and can be used on both sides with various different types of hooks.
- The larger the pulling force, the stronger the puller hook's grip on the workpiece to be removed.
- Spindle head band prevents the wrench from slipping off.
- Hydraulic extra press series 9 for particularly tight parts, can be used from a particular puller size.
- All components available as replacement parts, time-saving order process thanks to numbering system.

Art.-No.							max.	
		mm	mm	x	mm	mm	t	Nm
201-0	-026423	100	75	1	-	14	1,5	25
201-1	-026591	150	85	1	-	17	5	75
201-2	-026676	220	130	1	8	22	7	150
201-3	-026751	300	260	2	-	27	10	250
201-4	-026836	380	300	2	-	27	10	250



3-jaw pullers with reversible double-end jaws

ST

For removing bearings, gears, discs, etc.

202










Description

- If there is adequate free space around the part to be removed, we recommend using a 3-jaw puller series 201 standard for optimal force distribution.
- Rotating and reversible puller hooks.
- Mechanical pressure screw.
- Milled thread treated with special coating.
- Strong design, high performance and long service life.

Advantage

- The pulling hooks are reversible and can be used on both sides with various different types of hooks.
- The larger the pulling force, the stronger the puller hook's grip on the workpiece to be removed.
- Spindle head band prevents the wrench from slipping off.
- Hydraulic extra press series 9 for particularly tight parts, can be used from a particular puller size.
- All components available as replacement parts, time-saving order process thanks to numbering system.

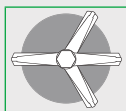
Art.-No.		 mm	 mm	 x	 mm	 mm	max. t	 max. Nm
202-0	-027093	100	75	1	-	14	1,5	25
202-1	-027178	150	85	1	-	17	5	75
202-2	-027253	220	130	1	8	22	7	150
202-3	-027338	300	260	2	-	27	10	250
202-4	-027413	380	300	2	-	27	10	250

3-jaw combination pullers with reversible double-end jaws

ST

For removing bearings, gears, discs, etc.

203









Description

- Rotating and reversible puller hooks.
- Mechanical pressure screw.
- Milled thread treated with special coating.
- Strong design, high performance and long service life.

Advantage

- Combi-pullers can be used as a 3-jaw and 2-jaw puller.
- The pulling hooks are reversible and can be used on both sides with various different types of hooks.
- The larger the pulling force, the stronger the puller hook's grip on the workpiece to be removed.
- Spindle head band prevents the wrench from slipping off.
- Hydraulic extra press series 9 for particularly tight parts, can be used from a particular puller size.

Art.-No.		 mm	 mm	 x	 mm	max. t	 max. Nm
203-0	-027666	120	75	1	14	1,5	25
203-1	-027741	180	85	1	17	5	75
203-2	-027826	280	130	1	22	7	150
203-3	-027901	350	260	2	27	10	250
203-4	-028083	400	300	2	27	10	250

01
02
03
04
05
06
07
08
09
10
11
12



Pullers with side clamp

2-jaw bearing pullers „Cobra“ with separating claw and side clamp

ST

For removing tight ball bearings, bearing rings and workpieces.

204-0



204-0



204-02



Description

- Note: Pressure pads from series 600-17 are a good addition if the shaft is hollow and the spindle cannot be supported.
- Puller hooks are specially hardened and smoothed.
- Clamps increase the pressure of the hooks significantly.
- Milled thread treated with special coating.
- Strong design, high performance and long service life.

Advantage

- No cut-off grinding, chiselling or hammering required.
- Safe, fast and efficient disassembly.
- All components available as replacement parts, time-saving order process thanks to numbering system.
- A tube of KUKKO special grease included for pressure spindle.

Art.-No.					max.	
		mm	mm	mm	t	Nm
204-0	-028168	50	70	-	1	-
204-02	-339516	90	100	22	4	75

Universal 2-jaw pullers with side clamp

ST

For removing particularly tight ball bearings, bearing rings and workpieces.

204



Description

- Note: Pressure pads from series 600-17 are a good addition if the shaft is hollow and the spindle cannot be supported.
- Milled thread treated with special coating.
- Strong design, high performance and long service life.
- Safety label to ensure protection of intellectual property.

Advantage

- Clamps increase the pressure of the hooks significantly and prevent the puller from slipping.
- All components available as replacement parts, time-saving order process thanks to numbering system.
- A tube of KUKKO special grease included for pressure spindle.
- Product video on the product can be opened.

Art.-No.					max.	
		mm	mm	mm	t	Nm
204-1	-028243	80	90	19	5	100
204-2	-028328	100	100	22	6	120
204-3	-028403	150	140	24	7,5	175



2-jaw separator pullers „Cobra“ with adjustable reach

ST

For pulling bearings, gears, discs, etc. that are lying flat against one another.

210









Description

- The pulling hooks are reversible and can be used on both sides with various different types of hooks. One side features normal pulling claws and the other, separating claws.
- The multiple boreholes in the pulling hooks enable users to work with variable reach.
- With integrated clamp.
- Two-jaw design for space-saving operation.
- Note: If there is adequate free space around the part to be removed, we recommend a separator blade series 15 or series 17 for optimal force distribution.

Advantage

- Double-sided hooks.
- Universal application thanks to adjustable clamping depths and two types of hook.

Art.-No.		 mm	 mm	 x	 mm	max. t	 max. Nm
210-1	-030383	95	170	4	22	5	100
210-2	-030468	135	270	5	24	8	140
210-3	-030536	150	325	5	24	10	200

Universal puller set with side clamp

ST

Universal puller set with side clamp

K-204-02-210-1









Description

- Collar can be used for both pullers and provides additional stability and support for the separation process.
- The legs of the puller feature an adjustable height, are partially invertible, and have standard pulling and separating claws.
- A tube of KUKKO special grease included for pressure spindle.
- Product video on the product can be opened.

Advantage

- Set includes tool for performing the application.
- Strong design, high performance and long service life.
- Safety label to ensure protection of intellectual property.

Art.-No.		 mm	 mm	 mm		
K-204-02-210-1	-038464	90 - 100	100 - 170	17, 22	5	204-02, 210-1, 225-150, 1007-17, 1007-22



Pullers with adjustable jaws

3-jaw „alligator“ pullers with pre-settable jaws

ST

For removing bearings, gears, discs, etc.

12








Description

- Standard pulling hook.
- Moving and slipping is prevented by self lock.
- The three-jaw design ensures that the load is distributed evenly and that the part to be removed is held securely.
- Mechanical pressure screw.
- Milled thread treated with special coating.

Advantage

- The Alligator conversions ensure that the pulling hooks can only be opened and closed by operating the adjustment spanner. The grip of the conversions is therefore as strong as an alligator's bite.
- A tube of KUKKO special grease included for pressure spindle.






Art.-No.					max.	
	4021176	mm	mm	mm	t	Nm
12-1	-006616	100	100	17	8	180
12-2	-006791	150	125	19	9	190
12-3	-006876	200	165	24	10	250

3-jaw „Tirax“ puller with pre-settable jaws for inside and outside pulling

ST

12



Art.-No.					max.	
	4021176	mm	mm	mm	t	Nm
12-4	-850509	250	225	27	10	300
12-5	-850684	350	275	27	10	300
12-6	-850769	450	300	36	10	280
12-7	-850844	650	350	36	10	280



Small part puller

Small-part pullers, e.g. for speedometer cable pullers

ST

140



Description

- Extra narrow gripping jaws.
- Mechanical pressure screw.

Advantage

- This handy, space-saving model is particularly suited for speedometer cables, pressure gauges, clock model making and other similar applications.
- The thin pulling hooks are suitable for narrow, difficult-to-access locations.
- A tube of KUKKO special grease included for pressure spindle.
- Product video on the product can be opened.

Art.-No.					
	4021176	mm	mm	mm	mm
140-1	-266720	2,25	10	10	0,9 / 1,3 / 1,8
140-2	-266737	3,5	15	15	0,9 / 1,3 / 1,8 / 2,0
140-3	-266751	5,25	18	18	0,9 / 1,3 / 1,8 / 2,0 / 3,0

Small-part pullers set

For speedometer cable, pressure gauges, clocks, model building, etc.

ST

140-S



Description

- Extra narrow gripping jaws.
- Mechanical pressure screw.

Advantage

- The thin pulling hooks are suitable for narrow, difficult-to-access locations.
- Product video on the product can be opened.

Art.-No.									Stück pieces	
	4021176	mm	mm	mm	mm	mm	mm			
140-S	-951138	2,25-5,25	10-18	10-18	0,9 / 1,3 / 1,8 / 2,0 / 3,0	1,8	0,3	140-1, 140-2, 140-3	11	L-Boxx MINI

Small-part puller

For speedometer cable, pressure gauges, clocks, model building, etc.

ST

Micro



Description

- Extra narrow gripping jaws.
- Mechanical pressure screw.

Advantage

- This handy, space-saving model is particularly suited for speedometer cables, pressure gauges, clock model making and other similar applications.
- The thin pulling hooks are suitable for narrow, difficult-to-access locations.
- Product video on the product can be opened.

Art.-No.					
	4021176	mm	mm	mm	mm
Micro	-974755	5	20	18	1

01
02
03
04
05
06
07
08
09
10
11
12



Puller Economy

Universal 2-jaw pullers „Vario“

ST

For removing bearings, gears, discs, etc.

120







Description

- Standard pulling hook.
- Pulling hooks with infinite adjustment on the cross-beam.
- Two-jaw design for space-saving operation.
- Parallel pulling hooks in every position, even with full load.
- Mechanical pressure screw.

Advantage

- Replaceable spindle tip.
- The end stop protects the hook from slipping off the cross-beam.
- Spindle head band prevents the wrench from slipping off.
- Turning the pulling hooks enables them to be used both internally and externally.
- All components available as replacement parts, time-saving order process thanks to numbering system.
- A tube of KUKKO special grease included for pressure spindle.

Art.-No.		 mm	 mm	 mm
120-1	-918551	100	100	17
120-10	-918599	150	100	17
120-2	-918636	150	150	17
120-20	-918674	250	150	17
120-3	-918711	250	200	24
120-30	-918759	350	200	24

Sales display „Economy“

ST

For removing bearings, gears, discs, etc.

120-ST





Description

- The sales and workshop stands enable 2-jaw pullers to be stored and presented safely.
- Standard pulling hook.
- Two-jaw design for space-saving operation.
- Pulling hooks with infinite adjustment on the cross-beam.
- Parallel pulling hooks in every position, even with full load.

Advantage

- Spindle head band prevents the wrench from slipping off.
- Turning the pulling hooks enables them to be used both internally and externally.
- Suitable for pulling asymmetric workpieces.
- All components available as replacement parts, time-saving order process thanks to numbering system.
- A tube of KUKKO special grease included for pressure spindle.





Art.-No.			Stück pieces
120-ST	-961489	120-1, 120-10, 120-2, 120-20, 120-3, 20-STL	5

Universal 3-jaw pullers „Vario“

ST

130



Art.-No.		 mm	 mm	 mm
130-10	-918834	110	100	17
130-2	-918872	150	150	17
130-20	-918919	200	150	17
130-3	-918957	250	200	24




Universal 2-jaw pullers „Techno“

ST

For removing bearings, gears, discs, etc.

110







Description

- Standard pulling hook.
- Pulling hooks with infinite adjustment on the cross-beam.
- Two-jaw design for space-saving operation.
- Parallel pulling hooks in every position, even with full load.
- Mechanical pressure screw.

Advantage

- Replaceable spindle tip (from 110-1).
- The end stop protects the hook from slipping off the cross-beam.
- Spindle head band prevents the wrench from slipping off.
- Turning the pulling hooks enables them to be used both internally and externally.
- All components available as replacement parts, time-saving order process thanks to numbering system.
- A tube of KUKKO special grease included for pressure spindle.

Art.-No.		 mm	 mm	 mm
110-01	-923753	50	50	10
110-02	-923760	80	50	10
110-1	-923777	100	100	17
110-10	-923784	120	100	17
110-2	-923791	160	150	19
110-20	-923807	200	150	19
110-3	-923814	250	200	22
110-4	-956317	350	250	22

Farm and workshop puller with jaws of varying lengths, in set

ST

For removing bearings, gears, discs, etc.

200-U







Description

- Four pairs of jaws for different jobs.
- Two-arm design for space-saving operation.
- Pulling hooks with infinite adjustment on the cross-beam.
- If there is adequate free space around the part to be removed, we recommend using a 3-jaw puller.
- Mechanical pressure screw.

Advantage

- Spindle head band prevents the wrench from slipping off.
- Turning the pulling hooks enables them to be used both internally and externally.
- All components available as replacement parts, time-saving order process thanks to numbering system.
- A tube of KUKKO special grease included for pressure spindle.
- Product video on the product can be opened.

Art.-No.		 mm	 mm	 mm
200-U	-025433	250	80 - 180	22

Farm and workshop puller with jaws in varying lengths, in set with metal case

ST

For removing bearings, gears, discs, etc.

200-UM









Description

- Four pairs of jaws for different jobs.
- Two-arm design for space-saving operation.
- Pulling hooks with infinite adjustment on the cross-beam.
- If there is adequate free space around the part to be removed, we recommend using a 3-jaw puller.
- Mechanical pressure screw.

Advantage

- Spindle head band prevents the wrench from slipping off.
- Turning the pulling hooks enables them to be used both internally and externally.
- All components available as replacement parts, time-saving order process thanks to numbering system.
- A tube of KUKKO special grease included for pressure spindle.
- Product video on the product can be opened.

Art.-No.		 mm	 mm	 mm		
200-UM	-025501	250	80 - 180	22	200-U	Metal



Universal 2-jaw puller with adjustable reach and swiveling jaws

ST

For removing bearings, gears, discs, etc.

208



Description

- If there is adequate free space around the part to be removed, we recommend a 3-jaw puller series 209 for optimal force distribution.
- Curved, swiveling standard puller hooks with height adjustment.
- Two-jaw design for space-saving operation.
- Mechanical pressure screw.
- Milled thread treated with special coating.

Advantage

- The larger the pulling force, the stronger the puller hook's grip on the workpiece to be removed.
- Universal application thanks to adjustable clamping depths.
- Spindle head band prevents the wrench from slipping off.
- All components available as replacement parts, time-saving order process thanks to numbering system.
- A tube of KUKKO special grease included for pressure spindle.

Art.-No.						max.	
		mm	mm		mm	t	Nm
208-01	-432408	20 - 170	95 - 125	2	17	2	20
208-02	-432651	20 - 230	150 - 190	2	22	2,5	50

2-jaw puller with reversible double-end jaws

ST

For removing bearings, gears, discs, etc.

208-0



Description

- If there is adequate free space around the part to be removed, we recommend using a 3-jaw puller series 209-0 standard for optimal force distribution.
- Rotating and reversible puller hooks.
- Two-jaw design for space-saving operation.
- Parallel pulling hooks in every position, even with full load.
- Mechanical pressure screw.

Advantage

- The pulling hooks are reversible and can be used on both sides with various different types of hooks.
- Universal application thanks to adjustable clamping depths.
- The larger the pulling force, the stronger the puller hook's grip on the workpiece to be removed.
- Spindle head band prevents the wrench from slipping off.
- Hydraulic extra press series 9 for particularly tight parts, can be used from a particular puller size.

Art.-No.						max.	
		mm	mm		mm	t	Nm
208-0	-432248	100	50 - 100	2	8	1	20

Universal 3-jaw puller with adjustable reach and adjustable swiveling jaws

ST

For removing bearings, gears, discs, etc.

209



Description

- If there is not adequate free space around the part to be removed, we recommend a 2-jaw puller series 208 for optimal force distribution.
- Curved, swiveling standard puller hooks with height adjustment.
- Two-jaw design for space-saving operation.
- Mechanical pressure screw.
- Milled thread treated with special coating.

Advantage

- The larger the pulling force, the stronger the puller hook's grip on the workpiece to be removed.
- Universal application thanks to adjustable clamping depths.
- Spindle head band prevents the wrench from slipping off.
- All components available as replacement parts, time-saving order process thanks to numbering system.
- A tube of KUKKO special grease included for pressure spindle.

Art.-No.						max.	
		mm	mm		mm	t	Nm
209-01	-432576	20 - 170	95 - 125	2	17	2	20
209-02	-432736	20 - 230	150 - 190	2	22	2,5	50



3-jaw puller with reversible double-end jaws

ST

For removing bearings, gears, discs, etc.

209-0









Description

- If there is not adequate free space around the part to be removed, we recommend using a 2-jaw puller series 208-0 standard for optimal force distribution.
- Rotating and reversible puller hooks.
- The three-jaw design ensures that the load is distributed evenly and that the part to be removed is held securely.
- Parallel pulling hooks in every position, even with full load.
- Mechanical pressure screw.

Advantage

- The pulling hooks are reversible and can be used on both sides with various different types of hooks.
- Universal application thanks to adjustable clamping depths.
- The larger the pulling force, the stronger the puller hook's grip on the workpiece to be removed.
- Spindle head band prevents the wrench from slipping off.
- Hydraulic extra press series 9 for particularly tight parts, can be used from a particular puller size.

Art.-No.						max.	
	4021176	mm	mm	x	mm	t	max. Nm
209-0	-432323	100	50 - 100	2	8	1	20

01

02

03

04

05

06

07

08

09

10

11

12





Internal extracting

Innen-Ausziehen

02

Selection of the right internal puller type.....	74
Auswahl der richtigen Innen-Ausziehvorrichtung	
Combination options.....	76
Kombinationsmöglichkeiten	
Internal extractor.....	78
Innenauszieher	
Slide hammers and sets.....	79
Gleithämmer und Sätze	
Counterstays and sets.....	82
Gegenstützen und Sätze	
Accessories for internal pulling.....	85
Passtifte	

01
02
03
04
05
06
07
08
09
10
11
12

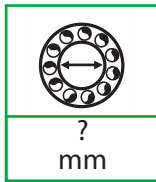










Selection of the right internal puller type



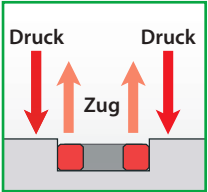

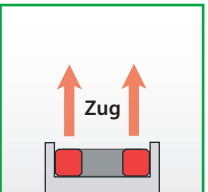

1st step: What is the interior diameter of the ball bearing



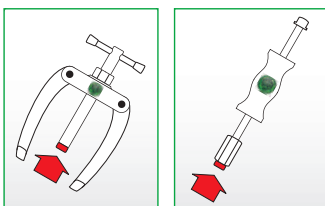
2nd step: Selection of the internal puller

<p>2 a 2- and 3-shell Internal extractors</p>  <p>5-200 mm</p>  	<p>2 b Segmented internal extractors for small spaces</p>  <p>5-78 mm</p>  	<p>2 c Needle bearing extractors</p>  <p>9,6-25 mm</p>  
--	---	--

3rd step: What is access like?

<p>3 a Supporting surface present → Counter stay</p>  	<p>3 b NO supporting surface present → slide hammer</p>  
---	---

Combinations of internal pullers with counter stays and slide hammers



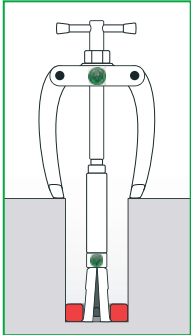
Counter stays and slide hammers can be combined with internal extractors of various sizes. The appropriate thread adapters are delivered with orders for counter stays and slide hammers.



Mode of operation

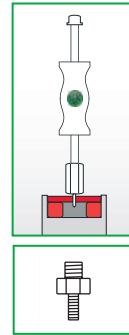
For pulling internal ball bearings, ball bearing outer rings and bushings. The bearings are securely grasped by the internal puller, in the inner ring, and quickly removed using the clamping effect. In order to be able to remove a bearing with an internal puller, a counter support or a slide hammer from series 22 will always be required.

Accessories: Extensions



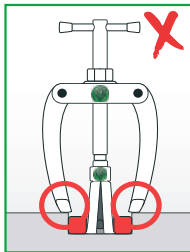
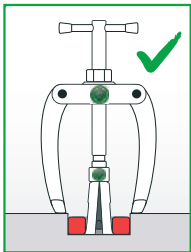
Many of the KUKKO internal extractors in the 21 series (not 21-E) can be expanded using an extension (series 21-V) for extracting parts set deep inside a bushing.

Accessories: Thread adapters

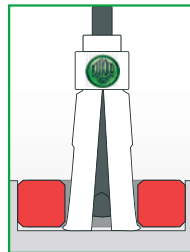


The KUKKO slide hammers can be used in combination with the thread adapters 22-1-AS anywhere where the threaded pin can be screwed directly into the part that needs to be removed.

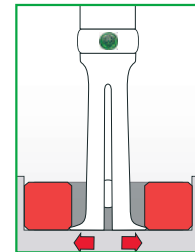
Safety instructions for internal pulling



When using a counter stay, ensure that the jaws of the counter stay do not block the part being removed.



Note: the internal extractors must grip firmly underneath the part to be removed.



If there is too little space in the bushing below the part to be removed, an internal extractor from series 21-E may be used..

The QR codes guide you to more information and usage videos online

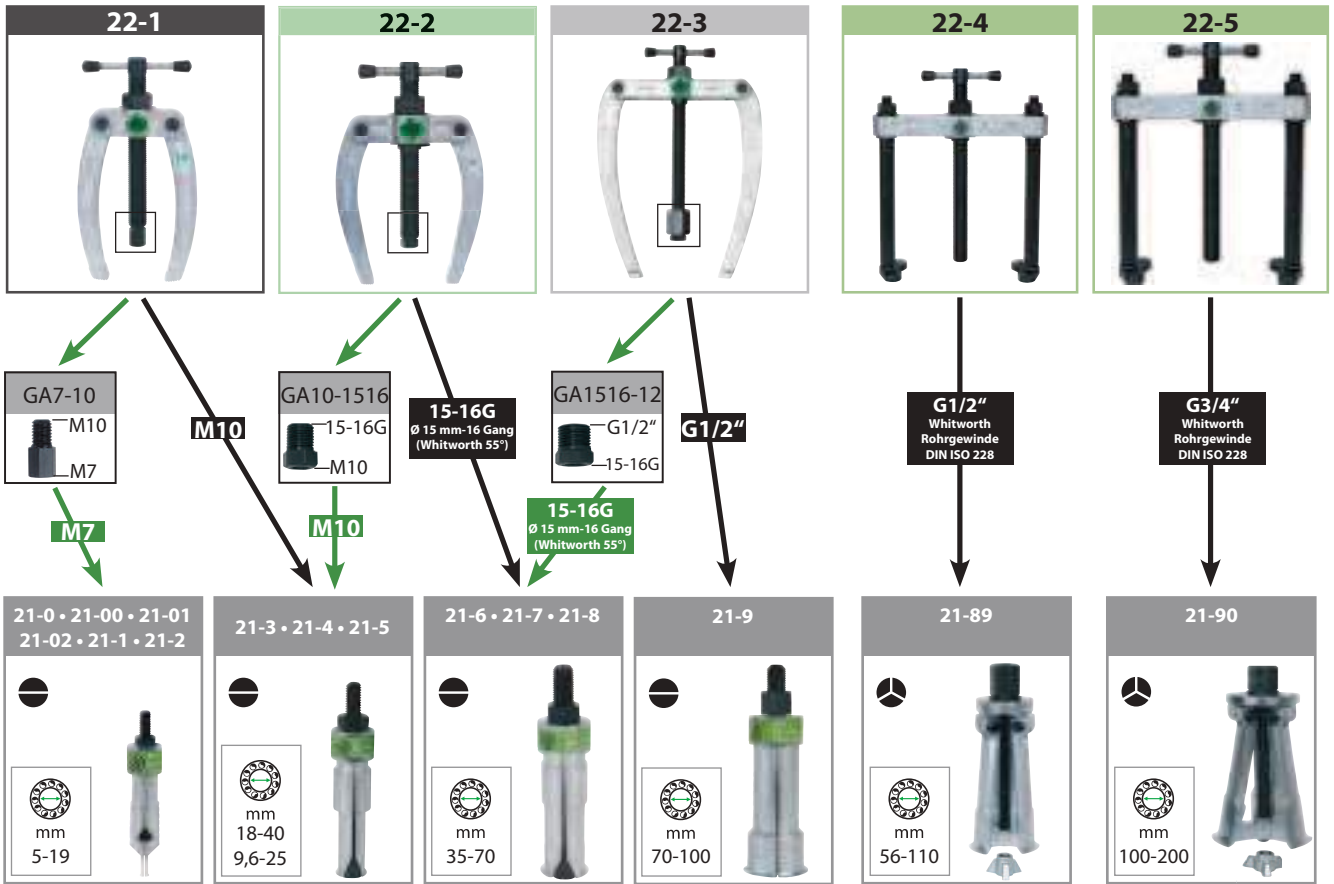


Just scan and
experience KUKKO!

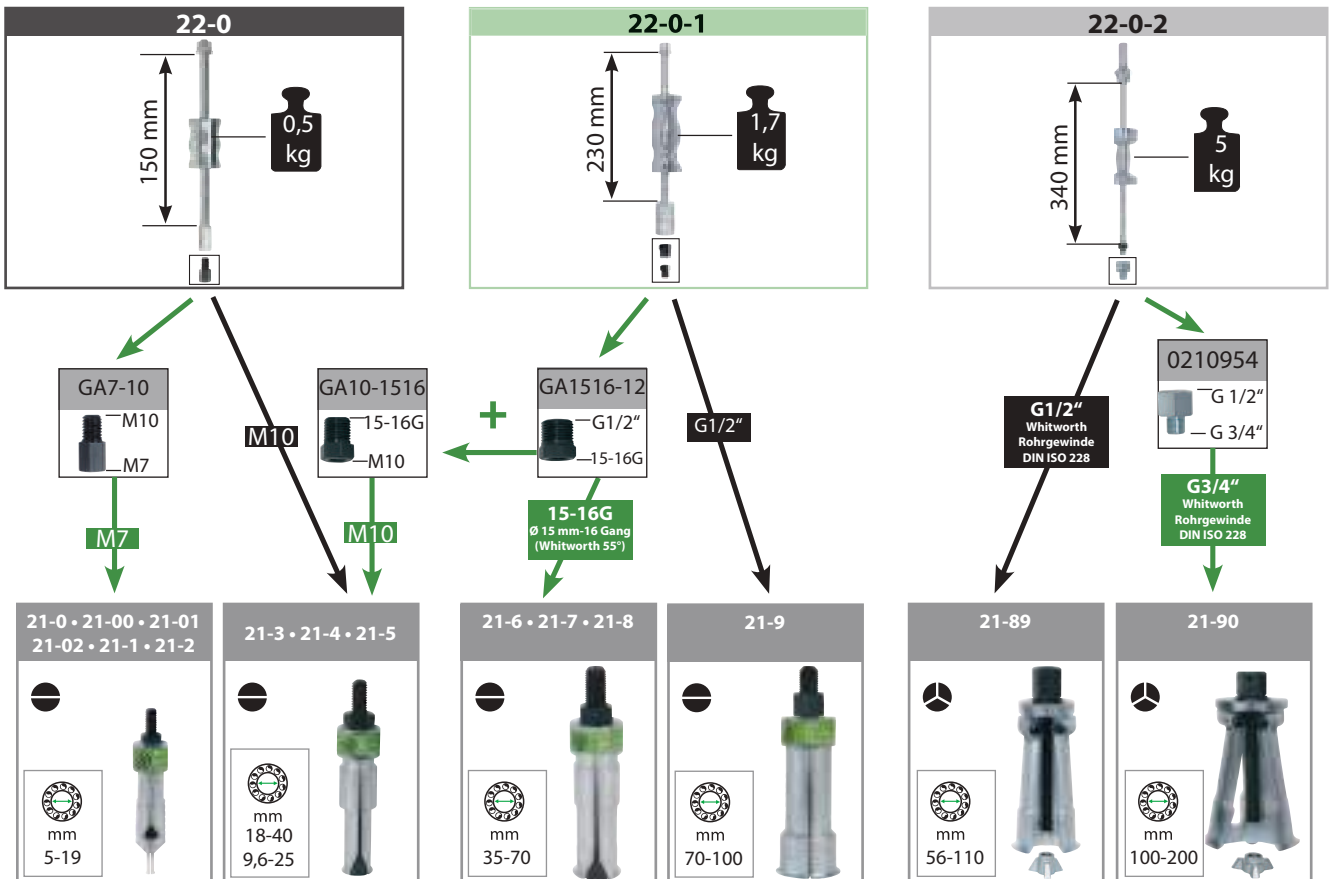




Combination of counter stay with internal extractors, series 21

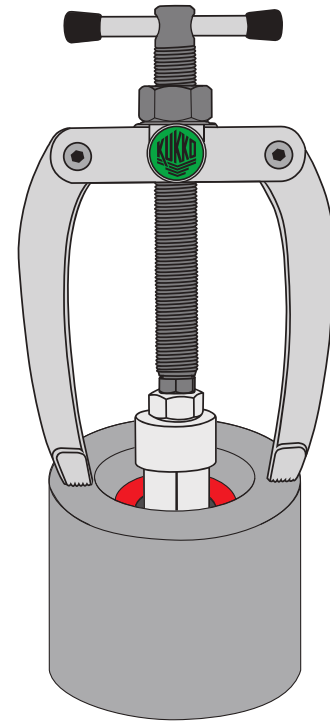
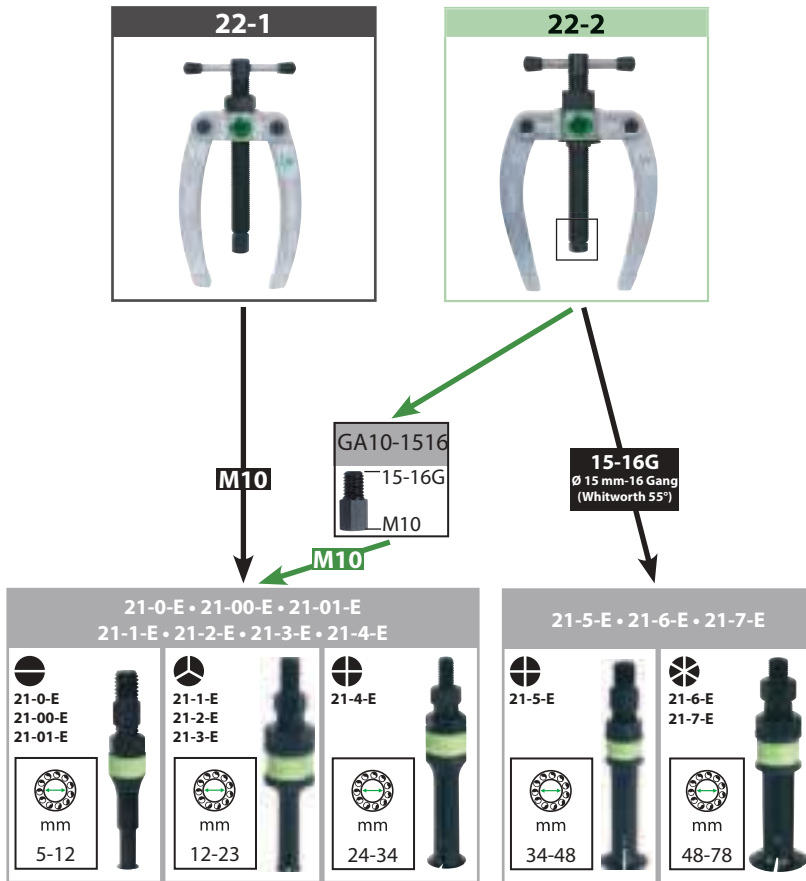


Combination of slide hammer with internal extractors, series 21



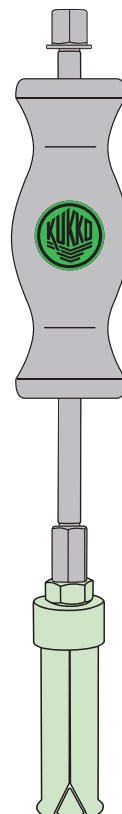
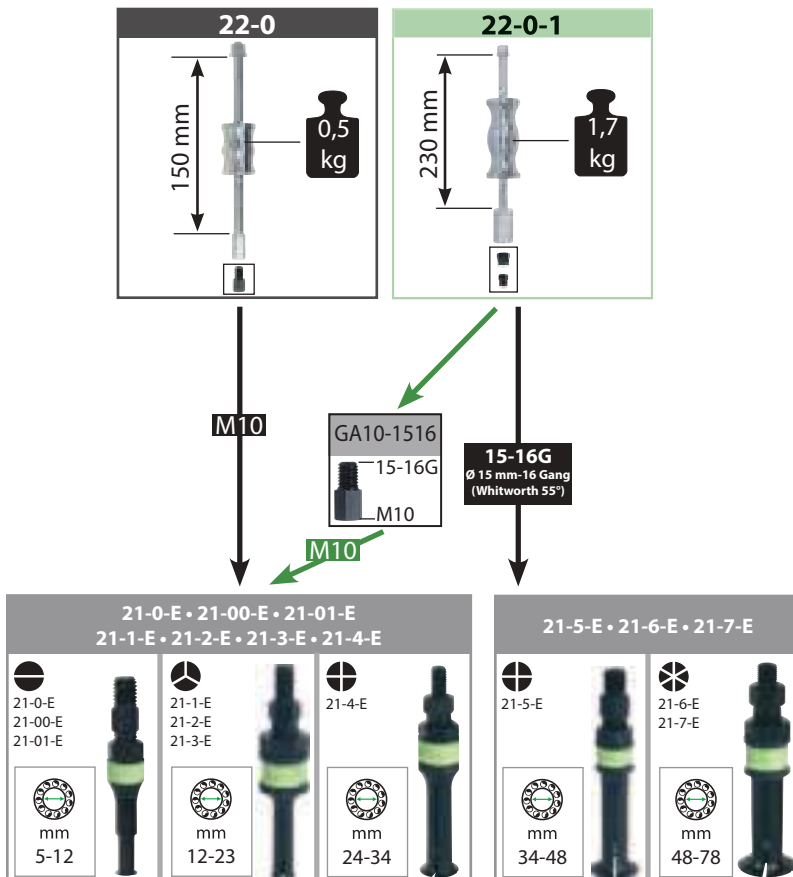


Combination of counter stay with segmented internal extractors, series 21-E



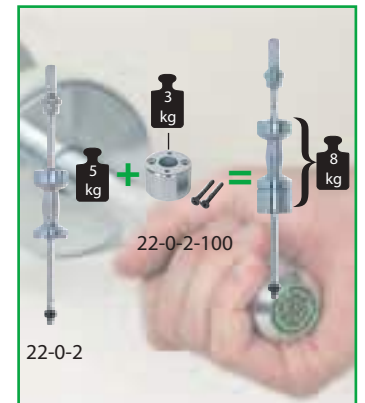
- 01
- 02
- 03
- 04
- 05
- 06
- 07
- 08
- 09
- 10
- 11
- 12

Combination of slide hammer with segmented internal extractors, series 21-E



TIP: 22-0-2

The impact of the slide hammer can be increased by increments of 3 kg by screwing in one or multiple supplementary weights 22-0-2-100.





Internal extractors

For extracting inner bearings, bearing outer rings and bushings.

21



- 21-0
- 21-00
- 21-01
- 21-02
- 21-1
- 21-2
- 21-3
- 21-4
- 21-5
- 21-6
- 21-7
- 21-8
- 21-9
- 21-89
- 21-90









Description

- Mechanical pressure screw.
- Milled thread treated with special coating.
- Strong design, high performance and long service life.
- Safety label to ensure protection of intellectual property.

Advantage

- The 2-shell design with extra large grasp edges ensures safe extraction.
- The internal extractors are equipped with an internal safety stop to protect against excess tension and overloading.
- Product video can be opened directly on the tool using the QR code.
- Kukko internal extractors can be combined with counter supports and slide hammers.
- When combined with the internal extractors, extensions from series 21-V enable deeper bearings to be extracted.

Art.-No.						
		mm	mm	mm	Segment	
21-0	-010408	5 - 8	14	73	2	22-1, 22-0
21-00	-010576	6 - 10	14	73	2	22-1, 22-0
21-01	-010651	8 - 12	14	73	2	22-1, 22-0
21-02	-010736	10 - 14	14	73	2	22-1, 22-0
21-1	-010811	12 - 16	25	72	2	22-1, 22-0
21-2	-010996	14 - 19	27	72	2	22-1, 22-0
21-3	-011153	18 - 23	35	89	2	22-1, 22-2, 22-0-1, 22-0
21-4	-011238	20 - 30	40	92	2	22-1, 22-2, 22-0-1, 22-0
21-5	-011498	28 - 40	23	101	2	22-1, 22-2, 22-0-1, 22-0
21-6	-011566	35 - 46	50	113	2	22-2, 22-3, 22-0-1
21-7	-011641	45 - 58	85	135	2	22-2, 22-3, 22-0-1
21-8	-011726	56 - 70	85	133	2	22-2, 22-3, 22-0-1
21-9	-011986	70 - 100	95	166	2	22-3, 22-0-1
21-89	-011801	56 - 110	120	187	3	22-4, 22-0-2
21-90	-012068	100 - 200	175	220	3	22-5, 22-0-2

Needle bearing extractors

To extract internal needle bearings.

21-4x









Description

- Mechanical pressure screw.
- Milled thread treated with special coating.
- Strong design, high performance and long service life.
- Safety label to ensure protection of intellectual property.

Advantage

- The 2-shell design with extra large grasp edges ensures safe extraction.
- The internal extractors are equipped with an internal safety stop to protect against excess tension and overloading.
- Product video can be opened directly on the tool using the QR code.
- Kukko internal extractors can be combined with counter supports and slide hammers.
- When combined with the internal extractors, extensions from series 21-V enable deeper bearings to be extracted.

Art.-No.						
		mm	mm	mm	Segment	
21-40	-411526	9,6 - 18	18	92	2	22-1, 22-2, 22-0-1, 22-0
21-41	-186066	11,5 - 19	18	92	2	22-1, 22-2, 22-0-1, 22-0
21-42	-186141	12,5 - 21	19	92	2	22-1, 22-2, 22-0-1, 22-0
21-43	-186226	14,5 - 22	19	92	2	22-1, 22-2, 22-0-1, 22-0
21-44	-186301	16,5 - 23	23	92	2	22-1, 22-2, 22-0-1, 22-0
21-45	-186486	18,5 - 24	23	92	2	22-1, 22-2, 22-0-1, 22-0
21-46	-186554	20 - 25	23,5	92	2	22-1, 22-2, 22-0-1, 22-0



Segmented internal extractor

ST

For extracting bearings, bearing outer rings and bushings that lay flat on one another.

21-E



21-0-E
21-00-E
21-01-E
21-1-E
21-2-E
21-3-E



21-4-E
21-5-E



21-6-E
21-7-E




Description

- Mechanical pressure screw.
- Milled thread treated with special coating.
- Strong design, high performance and long service life.
- Safety label to ensure protection of intellectual property.

Advantage

- The segmented design with extra fine grasp edges ensures safe extraction.
- Kukko internal extractors can be combined with counter supports and slide hammers.
- When combined with the internal extractors, extensions from series 21-V enable deeper bearings to be extracted.
- All components available as replacement parts, time-saving order process thanks to numbering system.
- A tube of KUKKO special grease included for pressure spindle.

Art.-No.		 mm	 mm	 mm	 Segment	
21-0-E	-909153	4,8 - 6,5	30	54	2	22-0, 22-0-1, 22-1, 22-2
21-00-E	-909160	6,8 - 9,5	30	54	2	22-0, 22-0-1, 22-1, 22-2
21-01-E	-909177	9,5 - 12,5	30	54	2	22-0, 22-0-1, 22-1, 22-2
21-1-E	-930003	12 - 16	35	80	3	22-0, 22-0-1, 22-1, 22-2
21-2-E	-931000	14 - 19	40	83	3	22-0, 22-0-1, 22-1, 22-2
21-3-E	-931109	18 - 23	50	90	3	22-0, 22-0-1, 22-1, 22-2
21-4-E	-909191	24 - 34	58	98	4	22-0, 22-0-1, 22-1, 22-2
21-5-E	-924071	34 - 48	65	110	4	22-2, 22-0-1
21-6-E	-924088	48 - 63	80	120	6	22-2, 22-0-1
21-7-E	-924095	63 - 78	80	120	6	22-2, 22-0-1

Slide hammer devices

ST

For use with series 21, series 21-E or series 22-1-AS.

22



22-0



22-0-1



22-0-2



22-0-2-100









Description

- Milled thread treated with special coating.
- Strong design, high performance and long service life.

Advantage

- TIP: 22-0-2 The impact of the slide hammer can be increased by increments of 3 kg by screwing in one or multiple supplementary weights (item no. 22-0-2-100).

Art.-No.		 mm	 kg			
22-0	-012143	240	0,5	M10	M7/M10	21-00, 21-01, 21-0, 21-02, 21-1, 21-2, 21-3, 21-4, 21-5, 21-0-E, 21-1-E, 21-2-E, 21-3-E, 21-4-E, 21-40, 21-41, 21-42, 21-43, 21-44, 21-45, 21-46
22-0-1	-555558	320	1,7	M16 x1,5	M10; 15x16 Gang: G1/2"	21-3, 21-4, 21-5, 21-6, 21-7, 21-8, 21-9, 21-40, 21-41, 21-42, 21-43, 21-44, 21-45, 21-46, 21-0-E, 21-00-E, 21-01-E, 21-1-E, 21-2-E, 21-3-E, 21-4-E, 21-5-E, 21-6-E, 21-7-E
22-0-2	-111204	700	5,0	G1/2"	G1/2"; G3/4"	21-89, 21-90, 22-0-2-100
22-0-2-100	-111211	Zusatzgewicht 3 kg supplementary weight 3 kg				22-0-2



Counterstay

For use with series 21, series 21-E or series 22-1-AS.

22





Description

- Note: If the counter supports cannot be used for space reasons, use a slide hammer series 22-0.
- Mechanical pressure screw.
- Milled thread treated with special coating.
- Strong design, high performance and long service life.

Advantage

- Thanks to their support struts, sizes (4 and 5) counter struts are particularly suited for large ball bearings, etc., and ensure that the assembly remains stable during the extraction process.
- The jaws on the counter supports are easy-to-adjust thanks to an internal spring mechanism. (size 1 to 3)
- All components available as replacement parts, time-saving order process thanks to numbering system.
- A tube of KUKKO special grease included for pressure spindle.
- Product video on the product can be opened.

Art.-No.		max.	
22-1	-012228	3	21-0, 21-00, 21-01, 21-02, 21-1, 21-2, 21-3, 21-4, 21-5, 21-40, 21-41, 21-42, 21-43, 21-44, 21-45, 21-46, 21-0-E, 21-00-E, 21-01-E, 21-1-E, 21-2-E, 21-3-E, 21-4-E
22-2	-012303	4	21-3, 21-4, 21-5, 21-6, 21-7, 21-8, 21-40, 21-41, 21-42, 21-43, 21-44, 21-45, 21-46, 21-0-E, 21-00-E, 21-01-E, 21-1-E, 21-2-E, 21-3-E, 21-4-E, 21-5-E, 21-6-E, 21-7-E
22-3	-012488	5	21-6, 21-7, 21-8, 21-9
22-4	-112478	7	21-89
22-5	-012556	9	21-90

Extractor with self-centering jaws

For removing bearings, gears, discs, etc.

225







AUTOGRIP
TECHNOLOGY

Description

- The quick-release lock allowed a fast replacement of the jaws.

Advantage

- The extractors can be combined with the KUKKO counterstays 22-2, 22-3 and with slide hammers 22-0-1.




Art.-No.		 mm	 mm	
225-1	-123405	30 - 50	25	22-0, 22-0-1, 22-2, 22-3
225-2	-123412	50 - 70	25	22-0, 22-0-1, 22-2, 22-3
225-3	-123429	70 - 90	30	22-0, 22-0-1, 22-2, 22-3

Extensions for internal extractors

Extensions for internal extractor.

21-V



Art.-No.		 mm	
21-V-040	-909214	30 - 50	21-0, 21-00, 21-01, 21-02, 21-2
21-V-060	-909221	50 - 70	21-0, 21-00, 21-01, 21-02, 21-2
21-V-080	-909238	70 - 90	21-0, 21-00, 21-01, 21-02, 21-2
21-V-100	-914386	100	21-3, 21-4, 21-5, 21-40, 21-41, 21-42, 21-43, 21-44, 21-45, 21-46








Set of extensions for internal extractors

ST

Set of extensions for internal extractor.

21-V






Art.-No.	 4021176	 L mm	 mm		
21-V-0	-909207	40; 60; 80; 100	21-0, 21-00, 21-01, 21-02, 21-2, 21-3, 21-4, 21-5, 21-40, 21-41, 21-42, 21-43, 21-44, 21-45, 21-46	20-V-040, 21-V-060, 21-V-080, 21-V-310,	Metall

Internal extractor with slide hammer

ST

221-G






Art.-No.	 4021176	\emptyset mm	 mm	 L mm
221-G	-175824	30-180	150	140

Internal extractor with slide hammer

ST

224



Art.-No.	 4021176	\emptyset mm	 mm	 L mm
224-1	-325656	12-35	25	305
224-2	-325571	15-50	50	290

Cylinder liner puller set

ST

Set for extracting cylinder liners.

K-16







Description

- Mechanical pressure screw.
- Milled thread treated with special coating.
- Strong design, high performance and long service life.
- Safety label to ensure protection of intellectual property.

Advantage

- The counter support nuts' friction resistance is reduced to a minimum as a result of the built-in pressure bearing.
- With their support struts, the counter supports are particularly suited for large cylinder liners and ball bearings, etc., and ensure that the assembly remains stable during the extraction process.
- All components available as replacement parts, time-saving order process thanks to numbering system.
- A tube of KUKKO special grease included for pressure spindle.
- Product video on the product can be opened.

Art.-No.	 4021176	 mm		Stück pieces	
K-16	-161506	60 - 155	16-21, 16-22	4	L-Boxx



Percussion type bearing extractor sets

ST

For extracting inner bearings, bearing outer rings and bushings.

26



Description

- Kit in the tried-and-tested KUKKO-i-Boxx-System.
- Instructions on the cover.
- Secure storage in special foam.
- Personal KUKKO-Chip-Code.
- Mechanical pressure screw.

Advantage

- The 2-shell design with extra large grasp edges ensures safe extraction.
- The internal extractors are equipped with an internal safety stop to protect against excess tension and overloading.
- Product video can be opened directly on the tool using the QR code.
- Kukko internal extractors can be combined with counter supports and slide hammers.
- When combined with the internal extractors, extensions from series 21-V enable deeper bearings to be extracted.

Set of slide hammer for extracting ball bearings and dowel-pins

ST

For extracting interior bearings, outer bearing rings and bushings and components with threads (dowel-pins, parallel-keys, bolts, etc.).

28










Description

- Kit in the tried-and-tested KUKKO-i-Boxx-System.
- Instructions on the cover.
- Secure storage in special foam.
- Personal KUKKO-Chip-Code.
- Mechanical pressure screw.

Advantage

- The 2-shell design with extra large grasp edges ensures safe extraction.
- The internal extractors are equipped with an internal safety stop to protect against excess tension and overloading.
- Product video can be opened directly on the tool using the QR code.
- Kukko internal extractors can be combined with counter supports and slide hammers.
- When combined with the internal extractors, extensions from series 21-V enable deeper bearings to be extracted.

Art.-No.	 40211781	 mm	 mm	 mm	 kg		Stück pieces		
28-A	-507779	6 - 19	M3-M18	290	M12	0,9	21-00, 21-01, 21-02, 21-1, 21-2, KS-22-01-GH, VM12-7, VM12-10, GE3-10, GE4-10, GE5-10, GE6-10, GE8-10, GE10-10, GE12-10, GE14-10, GE16-10, GE18-10	18	i-Boxx
28-B	-507786	12 - 40	M8-M24	320	M16 x 1,5	1,7	21-1, 21-2, 21-3, 21-4, 21-5, 22-0-1, GA12-1815, GA10-1815, GE12-1815, GE14-1815, GE-16-1815, GE20-1815, GE22-1815, GE24-1815	17	i-Boxx



Sets of bearing pulling and extracting tools

ST

For pulling bearings, gears and discs and for extracting interior bearings, outer bearing rings and bushings.

24








Description

- The puller chuck is used for pulling separable bearing inner races with a diameter of 5-32 mm on magnets, light machines, electric motors and small electrical machinery.
- Kit in the tried-and-tested KUKKO-L-Boxx-System.
- Instructions on the cover.
- Secure storage in special foam.
- Personal KUKKO-Chip-Code.

Advantage

- The 2-shell design with extra large grasp edges ensures safe extraction.
- The internal extractors are equipped with an internal safety stop to protect against excess tension and overloading.
- Product video can be opened directly on the tool using the QR code.
- Kukko internal extractors can be combined with counter supports and slide hammers.
- When combined with the internal extractors, extensions from series 21-V enable deeper bearings to be extracted.

Art.-No.	 4021176	 mm	 mm			Stück pieces
24-A	-012716	60 - 90	12 - 46	23, 43-1, 20-1, 21-1, 21-2, 21-3, 21-4, 21-5, 21-6, 22-1, 22-2	L-Boxx	11
24-B	-012891	60 - 160	12 - 70	23, 43-1, 20-1, 20-2, 21-1, 21-2, 21-3, 21-4, 21-5, 21-6, 21-7, 21-8, 22-1, 22-2	L-Boxx	14
24-C	-012976	60 - 160	12 - 58	23, 43-1, 20-1, 20-2, 21-1, 21-2, 21-3, 21-4, 21-5, 21-6, 21-7, 21-8, 21-8, 22-1, 22-2, 22-4	L+Boxx	15

Sets of bearing extracting tools

ST

For extracting inner bearings, bearing outer rings and bushings.

25







Description

- Kit in the tried-and-tested KUKKO-L-Boxx-System.
- Note: If the counter supports cannot be used for space reasons, use a slide hammer series 22-0.
- Instructions on the cover.
- Secure storage in special foam.
- Personal KUKKO-Chip-Code.

Advantage

- Thanks to their support struts, sizes (4 and 5) counter struts are particularly suited for large ball bearings, etc., and ensure that the assembly remains stable during the extraction process.
- The jaws on the counter supports are easy-to-adjust thanks to an internal spring mechanism. (size 1 to 3)
- The 2-shell design with extra large grasp edges ensures safe extraction.
- The internal extractors are equipped with an internal safety stop to protect against excess tension and overloading.
- Product video can be opened directly on the tool using the QR code.

Art.-No.	 4021176	 mm		Stück pieces	
25-K	-863899	6 - 19	21-00, 21-02, 21-2, 22-1	4	i-Boxx
25-N	-787096	11,5 - 25	21-41, 21-42, 21-43, 21-44, 21-45, 21-46, 22-1	7	i-Boxx
25-A	-013058	12 - 46	21-1, 21-2, 21-3, 21-4, 21-5, 21-6, 22-1, 22-2	8	L-Boxx
25-B	-013133	12 - 70	21-1, 21-2, 21-3, 21-4, 21-5, 21-6, 21-7, 21-8, 22-1, 22-2	10	L-Boxx
25-C	-013218	12 - 110	21-1, 21-2, 21-3, 21-4, 21-5, 21-6, 21-7, 21-8, 22-1, 22-2, 22-4	11	L-Boxx
25-D	-158803	56 - 110	21-89, 22-4	2	L-Boxx



Set of slide hammer and counterstruts for extracting ball bearings and dowel-pins

ST

For extracting interior bearings, outer bearing rings and bushings and components with threads (dowel-pins, parallel-keys, bolts, etc.).

28








Description

- Kit in the tried-and-tested KUKKO-L-Boxx-System.
- Instructions on the cover.
- Secure storage in special foam.
- Personal KUKKO-Chip-Code.
- Mechanical pressure screw.

Advantage

- The 2-shell design with extra large grasp edges ensures safe extraction.
- The internal extractors are equipped with an internal safety stop to protect against excess tension and overloading.
- Product video can be opened directly on the tool using the QR code.
- Thanks to their support struts, sizes (4 and 5) counter struts are particularly suited for large ball bearings, etc., and ensure that the assembly remains stable during the extraction process.
- The jaws on the counter supports are easy-to-adjust thanks to an internal spring mechanism. (size 1 to 3)

Art.-No.	 4021176	 mm			S pie	
28-C	-466762	12 - 46	M3; M4; M5; M6; M8; M10; M12; M14; M16; M18	21-1, 21-2, 21-3, 21-4, 21-5, 21-6, 22-1, 22-2, KS-22-01- GH, VM12-10, VM12-1516, GE3-10, GE4-10, GE5-10, GE6-10, GE8-10, GE10-10, GE12-10, GE14-10, GE16-10, GE18-10	22	L+Boxx
28-D	-466779	12 - 70	M3; M4; M5; M6; M8; M10; M12; M14; M16; M18	21-1, 21-2, 21-3, 21-4, 21-5, 21-6, 22-1, 22-2, KS-22-01- GH, VM12-10, VM12-1516, GE3-10, GE4-10, GE5-10, GE6-10, GE8-10, GE10-10, GE12-10, GE14-10, GE16-10, GE18-10	24	L+Boxx

Sets of slide hammers in case

ST

For extracting bushings and components with threads (dowel-pins, parallel-keys, bolts, etc.).

KS-22










Description

- Milled thread treated with special coating.
- Strong design, high performance and long service life.
- Safety label to ensure protection of intellectual property.
- Self-healing corrosion protection KUKKCoating for galvanized parts.

Advantage


- Kukko dowel pins can be combined with counter supports and slide hammers.
- Practical package for universal use.
- All components available as replacement parts, time-saving order process thanks to numbering system.

Art.-No.	 4021176	 mm	 mm	 mm	 kg		
KS-22-01	-924569	M3, M4, M5, M6, M8, M10, M12 / verzinkt/zinc plated: M7, M10, 15-16G	M12	290	0,9	M12	Kunst- stoff
KS-22-02	-951121	M6, M8x1, M10, M10x1, M12x1, M15x1,5 / verzinkt/zinc plated: M7, M10, 15-16G	M12	320	0,9	M12	Kunst- stoff

Extractor for parts with tapholes

ST

223








Description

- Milled thread treated with special coating.
- Strong design, high performance and long service life.
- Safety label to ensure protection of intellectual property.
- Self-healing corrosion protection KUKKCoating for galvanized parts.

Advantage

- Kukko dowel pins can be combined with counter supports and slide hammers.
- Practical package for universal use.
- All components available as replacement parts, time-saving order process thanks to numbering system.

Art.-No.	 4021176	 mm	 mm	 kg	
223	-309083	M3, M4, M5, M6, M8, M10, M12, M14, M16, M18	225	0,9	M12/M10



Set of screw adapters

ST

For extracting and removing parts with threads (dowel-pins, parallel-keys, bolts, etc.) for use with series 22 and series 22-0.

22-1-AS







Description

- Milled thread treated with special coating.
- Strong design, high performance and long service life.
- Safety label to ensure protection of intellectual property.

Advantage

- All components available as replacement parts, time-saving order process thanks to numbering system.
- A tube of KUKKO special grease included for pressure spindle.
- Product video on the product can be opened.

Art.-No.	 40211761	 mm	 mm	
22-1-AS	-339288	M4, M5, M6, M8, M10, M12	M10	0,22-0, 22-0-1, 22-1, 22-2, 22-3

Set of parallel-key and dowel-pin extractors

ST

For extracting bushings and components with threads (dowel-pins, parallel-keys, bolts, etc.).

223










Description

- Kit in the tried-and-tested KUKKO-L-Boxx-System.
- Instructions on the cover.
- Secure storage in special foam.
- Personal KUKKO-Chip-Code.

Advantage

- Kukko dowel pins can be combined with counter supports and slide hammers.
- Practical package for universal use.
- All components available as replacement parts, time-saving order process thanks to numbering system.
- A tube of KUKKO special grease included for pressure spindle.

Art.-No.	 40211761	 mm	 mm	 kg		Stück pieces	
223-K	-784859	M3, M4, M5, M6, M8, M10, M12, M14, M16, M18	290	0,9	M12	14	i-Boxx
223-G	-984181	M8, M10, M12, M14, M16, M18, M20, M22, M24	320	1,7	M16 x 1,5	11	i-Boxx





Separating

Trenn-Abziehen

03

Selection of the right separating device.....	88
Auswahl der richtigen Trennvorrichtung	
Separators.....	90
Trennvorrichtungen	
Pulling devices.....	92
Abziehvorrichtungen	
Accessories Separating.....	93
Zubehör Trenn-Abziehen	

01
02
03
04
05
06
07
08
09
10
11
12





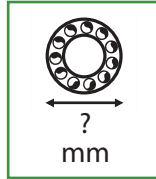
Selection of the right separating type



The part to be removed is level. It is not possible to use standard puller jaws!



1st step: What is the diameter of the flush bearing?



2nd step: Choice of the separator blade

2 (a) Separator series 15



2 (b) Separator with quick clamping pressure spindle, series 17



TIP:
One-hand operation due to quick-tension spindle.

3rd step: Choice of the pulling device

3 pulling device series 18



4th step: Combination of the separating blade with the pulling device

4 (a) Separator



series 15
+
series 18

4 (b) Separator with quick clamping pressure spindle



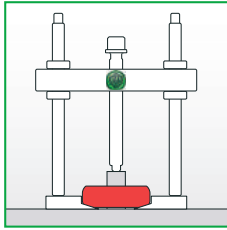
series 17
+
series 18



Mode of operation

For pulling tight parts such as ball bearings, roller bearings, inner rings and similar. The sharp, wedge-shaped blades are pressed behind the parts to be removed and, in this process, push between the bearing and the seat.

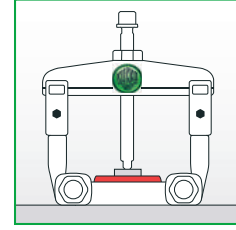
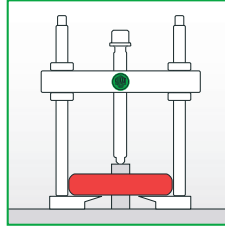
For pulling, the tension bolts on the pulling device (series 18) must be screwed into the separator.



Normally, a separator blade is used in combination with a puller device.

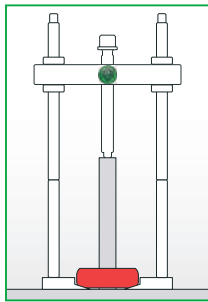


If the separating jaws are screwed into the pulling device the other way round, then pulling can be carried out flush and gently.



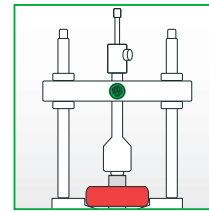
In some cases, an appropriate puller from the 20 series can be used instead of the puller bar.

Accessories: Extensions



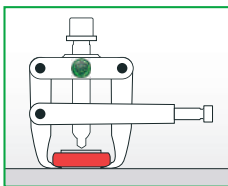
It is also possible to extend the puller bar for jobs involving longer shafts.

Accessories: long hydraulic spindles



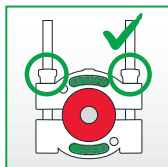
For particularly secure parts, in the larger models (from 18-2), the mechanical pressure spindle can be swapped for a hydraulic pressure spindle.

More Separators

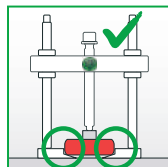


The extensive KUKKO line also supplies separators with side clamps, such as the 204 and 210 Cobra series.

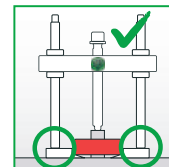
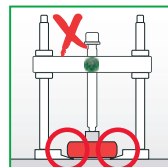
Safety instructions for separating



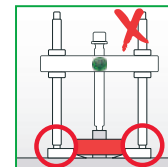
The adjusting nuts on the separator must be tightened in alternating and equal turns. Otherwise, the separator blade may tilt on the bolt or the thread may be damaged.



When pulling the separator blade, ensure that before the pulling device is pulled upwards the blade is firmly seated up to the stop under the part to be removed.



The side bolts of the pulling device must always be spindleed into the separator blade until they stop.



- 01
- 02
- 03
- 4
- 05
- 06
- 07
- 08
- 09
- 10
- 11
- 12



Hydraulic separating and pulling devices

ST

For removing ball bearings, roller bearings, inner races and other tight parts if there is not enough space to use pulling hooks.

17







Description

- Note: When there is enough space, the separators in series 17 are a good alternative as the jaws can be tightened quickly in a central position with a pressure spindle.
- Mechanical pressure screw.
- Milled thread treated with special coating.
- Strong design, high performance and long service life.

Advantage

- A tube of KUKKO special grease included for pressure spindle.
- Product video on the product can be opened.

Art.-No.	 4021176	 mm	 mm	
17-0	-008108	8 - 60	60	18-0
17-1	-008283	12 - 75	75	18-1
17-2	-008368	22 - 115	115	18-2
17-3	-008443	25 - 155	155	18-3

Separating-sets

ST

For removing ball bearings, roller bearings, inner races and other tight parts if there is not enough space to use pulling hooks.

15



15-A
15-K



15-B









Description

- Instructions on the cover.
- Secure storage in special foam.
- Note: When there is enough space, the separators in series 17 are a good alternative as the jaws can be tightened quickly in a central position with a pressure spindle.
- Personal KUKKO-Chip-Code.
- Mechanical pressure screw.

Advantage

- Practical package for universal use.
- Complete easy-to-manage package.
- KUKKO-L-Boxx-System compatible with systems by all common manufacturers.
- All components available as replacement parts, time-saving order process thanks to numbering system.
- A tube of KUKKO special grease included for pressure spindle.

Art.-No.	 4021176	 mm	 mm	 mm		Stück pieces	
15-K	-007941	8 - 60	50 - 110	71 - 250	15-0, 18-0, 19-1-P	4	i-Boxx
15-A	-007521	12 - 75	60 - 150	122 - 300	15-1, 18-1, 19-1-P	4	i-Boxx
15-B	-007606	22 - 115	60 - 200	125 - 350	15-2, 18-2, 19-2-P	4	L-Boxx
15-C	-007781	25 - 155	80 - 300	144 - 400	15-3, 18-3, 19-3-P	4	Metall
15-D	-007866	30 - 200	120 - 380	134 - 550	15-4, 18-4, 19-4-P	4	Metall
15-E	-308826	30 - 250	150 - 440	225 - 600	15-5, 18-5, 19-5-P	4	Metall



Separators with quick clamping pressure spindle

ST

For removing ball bearings, roller bearings, inner races and other tight parts if there is not enough space to use pulling hooks.

17







Description

- Mechanical pressure screw.
- Milled thread treated with special coating.
- Strong design, high performance and long service life.
- Safety label to ensure protection of intellectual property.

Advantage

- The quick clamping pressure spindle makes it easier to separate tightly-fitting parts.
- A tube of KUKKO special grease included for pressure spindle.
- Product video on the product can be opened.

Art.-No.		 mm	 mm	
17-0	-008108	8 - 60	60	18-0
17-1	-008283	12 - 75	75	18-1
17-2	-008368	22 - 115	115	18-2
17-3	-008443	25 - 155	155	18-3

Separating-sets

ST

For removing ball bearings, roller bearings, inner races and other tight parts if there is not enough space to use pulling hooks.

17



17-A
17-K



17-B









Description

- Instructions on the cover.
- Secure storage in special foam.
- Personal KUKKO-Chip-Code.
- Mechanical pressure screw.
- Milled thread treated with special coating.

Advantage

- Practical package for universal use.
- Complete easy-to-manage package.
- KUKKO-L-Boxx-System compatible with systems by all common manufacturers.
- All components available as replacement parts, time-saving order process thanks to numbering system.
- A tube of KUKKO special grease included for pressure spindle.

Art.-No.		 mm	 mm	 mm		Stück pieces	
17-K	-008856	71 -	8 - 60	100	17-0, 18-0, 19-1-P	4	i-Boxx
17-A	-008511	122 -	12 - 75	150	17-1, 18-1, 19-1-P	4	i-Boxx
17-B	-008696	125 -	22 - 115	200	17-2, 18-2, 19-2-P	4	L-Boxx
17-C	-008771	144 -	25 - 155	300	17-3, 18-3, 19-3-P	4	Metall

Universal set of separator, puller and ball bearing extractor

ST

For simple and problem-free free removal of ball bearings, cylinders, discs, pole wheels and similar parts on motorcycles and other small motors

29-A-69









Description

- Two-jaw puller: Clamping span: 95 mm, clamping depth: 115 mm
- Clamping depth extensions 95 mm
- For separating and pulling bearings with an exterior diameter of 6-40 mm.
- Extraction of ball bearings, series 6004-6013, 6201-6206, 6300-6305
- Instructions on the cover.

Advantage

- Practical package for universal use.
- Complete easy-to-manage package.
- KUKKO-L-Boxx-System compatible with systems by all common manufacturers.
- All components available as replacement parts, time-saving order process thanks to numbering system.
- A tube of KUKKO special grease included for pressure spindle.

Art.-No.		 mm	 mm	 mm		mit with	Stück pieces	
29-A-69	-101878	25 - 95	115 - 210	6 - 40	6004-6013; 6201-6206; 6300-6305	15-00, 69-A, 225-150	12	i-Boxx



Pulling device

For use with series 17, series 15, series 18-AS and series 18-A.

18









Description

- Mechanical pressure screw.
- Milled thread treated with special coating.
- Strong design, high performance and long service life.
- Safety label to ensure protection of intellectual property.

Advantage

- Hydraulic spindle series 8 for particularly tight parts available from a particular pulling device.
- The extensions in series 19 enable the clamping depth to be increased easily.
- All components available as replacement parts, time-saving order process thanks to numbering system.
- A tube of KUKKO special grease included for pressure spindle.
- Product video on the product can be opened.

Art.-No.					max.		
		mm	mm	mm	t	Nm	
18-00	-101939	60	25-100	12	1,5	40	15-00
18-0	-075599	71-150	50-110	13	3	40	15-0, 17-0
18-1	-075674	122-200	60-150	19	5	70	15-1, 17-1
18-2	-075759	125-250	60-200	22	7	120	15-2, 17-2
18-3	-005961	144-300	80-300	27	10	280	15-3, 17-3
18-4	-006043	134-350	120-380	36	15	450	15-4
18-5	-075834	225-400	150-440	41	20	500	15-5

Hydraulic pulling device (including mechanical pressure screw)

For use with series 17 (from 17-2) and series 15 (from 15-2).

18-B







Description

- Hydraulic spindle.
- Mechanical pressure screw.
- Milled thread treated with special coating.
- Strong design, high performance and long service life.

Advantage

- Easy and even pulling for particularly tight parts.
- All components available as replacement parts, time-saving order process thanks to numbering system.
- A tube of KUKKO special grease included for pressure spindle.
- Product video on the product can be opened.

Art.-No.				max.	mit with	
		mm	mm	t		
18-2-B	-885723	125-250	60-200	7	8-01	15-2, 17-2
18-3-B	-885730	144-300	80-300	10	8-02	15-3, 17-3
18-4-B	-885747	134-350	120-380	15	8-1-B	15-4
18-5-B	-885754	225-400	150-440	20	8-2-M	15-5

2 Extensions for pulling devices (pair)

For use with series 18.

19






Description

- Milled thread treated with special coating.
- Strong design, high performance and long service life.

Advantage

- All components available as replacement parts, time-saving order process thanks to numbering system.
- Product video on the product can be opened.

Art.-No.			
		mm	
19-1-P	-169984	100	18-0, 18-1
19-2-P	-170041	100	18-2
19-3-P	-170126	100	18-3, 18-3-B
19-4-P	-168321	200	18-4, 18-4-B
19-5-P	-152306	200	18-5, 18-5-B

Screw adapters (pair)

ST

For extracting and removing parts with threads (dowel-pins, parallel-keys, bolts, etc.) for use with series 18.

18-A







Description

- Milled thread treated with special coating.

Advantage


- All components available as replacement parts, time-saving order process thanks to numbering system.
- Product video on the product can be opened.

Art.-No.		 mm	 mm		Inhalt content
18-003A	-788406	M3	M10	18-0, 18-1	Paar /pair
18-004A	-337383	M4	M10	18-0, 18-1	Paar /pair
18-005A	-337468	M5	M10	18-0, 18-1	Paar /pair
18-006A	-337536	M6	M10	18-0, 18-1	Paar /pair
18-008A	-337611	M8	M10	18-0, 18-1	Paar /pair
18-010A	-337796	M10	M10	18-0, 18-1	Paar /pair
18-012A	-337871	M12	M10	18-0, 18-1	Paar /pair
18-016A	-788574	M16	M10	18-0, 18-1	Paar /pair
18-208A	-337956	M8	M14x1,5	18-2	Paar /pair
18-210A	-338113	M10	M14x1,5	18-2	Paar /pair
18-212A	-338298	M12	M14x1,5	18-2	Paar /pair
18-214A	-338373	M14	M14x1,5	18-2	Paar /pair
18-216A	-338458	M16	M14x1,5	18-2	Paar /pair
18-218A	-338526	M18	M14x1,5	18-2	Paar /pair
18-314A	-338601	M14	M18x1,5	18-3	Paar /pair
18-316A	-338786	M16	M18x1,5	18-3	Paar /pair
18-318A	-338861	M18	M18x1,5	18-3	Paar /pair
18-320A	-338946	M20	M18x1,5	18-3	Paar /pair
18-322A	-339028	M22	M18x1,5	18-3	Paar /pair
18-324A	-339103	M24	M18x1,5	18-3	Paar /pair

Set of screw adapters

For extracting and removing parts with threads (dowel-pins, parallel-keys, bolts, etc.) for use with series 18.

18-AS







Description

- Milled thread treated with special coating.

Advantage

- All components available as replacement parts, time-saving order process thanks to numbering system.
- Product video on the product can be opened.

Art.-No.		 mm	 mm		Inhalt content
18-0-AS	-337048	M4-M5-M6-M8-M10-M12	M10	18-0, 18-1	Paar /pair
18-2-AS	-337123	M8-M10-M12-M14-M16-M18	M14x1,5	18-2	Paar /pair
18-3-AS	-337208	M14-M16-M18-M20-M22-M24	M18x1,5	18-3	Paar /pair





Ball Bearing Removal and Fitting

Kugellager Aus- & Einbau


04

Selection of the right bearing puller.....	96
Auswahl des richtigen Lager-Abziehers	
Ball bearing removal.....	98
Kugellager-Ausbau	
Ball bearing fitting.....	100
Kugellager-Einbau	
Accessories for ball bearing removal and fitting.....	101
Zubehör für den Kugellager Aus- und Einbau	

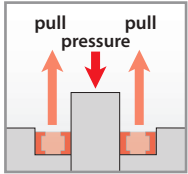
01
02
03
04
05
06
07
08
09
10
11
12



Selection of the right ball bearing extractor



The ball bearing is in a housing and on a shaft at the same time.

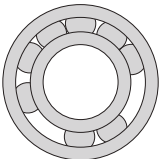


1st step: What is the ISO number of the ball bearing?



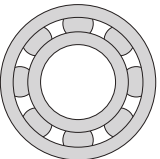
2nd step: Reusing of the ball bearing

2 a



The bearing must be replaced after removal!

2 b



The bearing can be reused after removal!

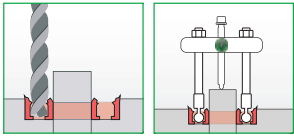
3rd step: Choice of the right ball bearing puller

3 a The bearing is replaced

Series 69

The cage of the damaged ball bearing needs to be drilled so that the hemispheres of the pulling parts can be screwed in.

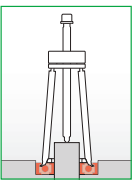
- There arise drilling chips



Series 70

The jaws of the puller arms catch between the balls and the outer ring of the bearing.

- No chips are produced

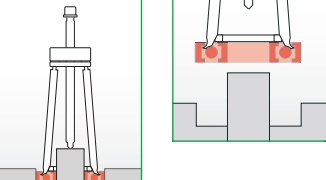


b 3 The bearing can be used again

Series 70

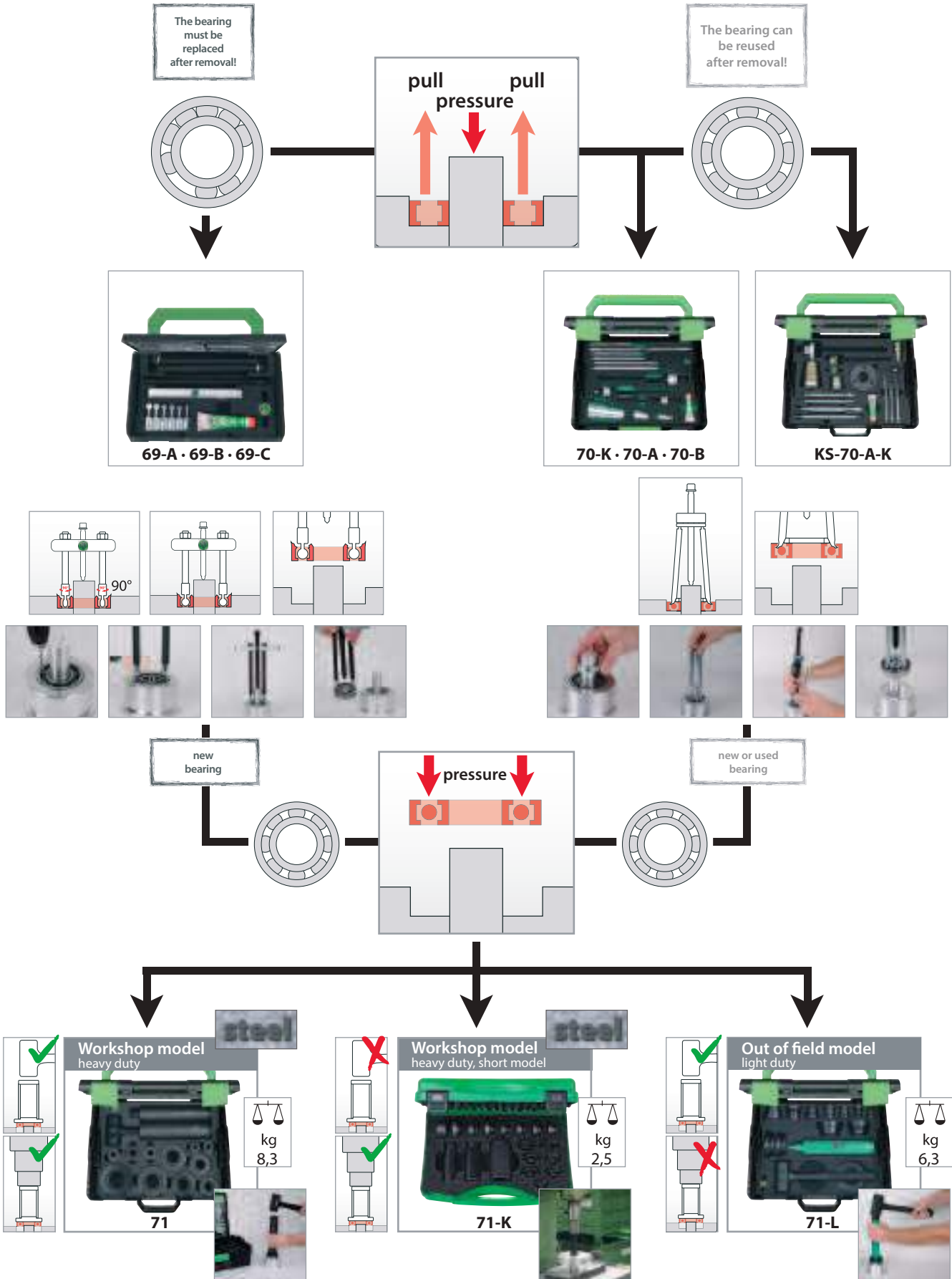
Non-destructive pulling using the 70 series does not damage the ball bearing. The jaw of the puller arm grips between the ball and the outer ring of the bearing.

- No chips are produced





BALL BEARING removal and installation



- 01
- 02
- 03
- 04
- 05
- 06
- 07
- 08
- 09
- 10
- 11
- 12



TIP!

For an especially reliable fit of the ball bearing onto the shaft, we recommend our inductive ball bearing heater, T-AW. The ball bearing is heated, mounted on the shaft, and as it cools, is firmly pressed to the shaft.





Ball bearing extractor sets „Universal“

ST

For removing grooved ball bearings without having to dismantle the shaft.

69



69-A

69-C







Description

- Kit in the tried-and-tested KUKKO-L-Boxx-System.
- Instructions and conversion table in the cover.
- Secure storage in special foam.

Advantage

- Quick and secure selection thanks to markings on the pulling hooks.
- Practical package for universal use.
- Complete easy-to-manage package.
- KUKKO-L-Boxx-System compatible with systems by all common manufacturers.
- Spindle head band prevents the wrench from slipping off.

Art.-No.		 mm		Stück pieces	
69-A	-781391	20 - 110	6004-6013; 6201-6206; 6300-6305	7	L-Boxx MINI
69-B	-781476	40 - 110	6011-6020; 6206-6212; 6305-6309; 6403-6407	7	L-Boxx MINI
69-C	-781544	56 - 240	6021-6032; 6213-6230; 6310-6321; 6406-6417	10	L-Boxx

Ball bearing extractor sets for deep-groove ball bearings

ST

To remove grooved ball bearings without causing damage and without having to dismantle the shaft.

70






Description

- Kit in the tried-and-tested KUKKO-L-Boxx-System.
- Instructions and conversion table in the cover.

Advantage

- Pulling hook developed specifically for precise installation in the bearing's tracks for ideal level of support and better extension force.
- Quick and secure selection thanks to markings on the pulling hooks.
- Practical package for universal use.
- Complete easy-to-manage package.
- KUKKO-L-Boxx-System compatible with systems by all common manufacturers.

Art.-No.			Stück pieces	
70-K	-786754	6000-6013; 6200-6207; 6300-6306	35	L-Boxx
70-A	-022128	6000-6013; 6200-6212; 6300-6311; 6403-6408	57	L-Boxx
70-B	-320866	6014-6021; 6213-6222; 6312-6317; 6409-6415	47	L-Boxx

Ball bearing extractors and pulling jaw sets

ST

To remove grooved ball bearings without causing damage and without having to dismantle the shaft.

70





Description

- Mechanical pressure screw.
- Milled thread treated with special coating.
- Strong design, high performance and long service life.
- Safety label to ensure protection of intellectual property.

Advantage

- All components available as replacement parts, time-saving order process thanks to numbering system.
- A tube of KUKKO special grease included for pressure spindle.
- Product video on the product can be opened.

Art.-No.		
70-1	-021138	70-711, 70-713, 70-712
70-2	-021213	70-721, 70-722
70-3	-021398	70-731, 70-732
70-4	-316418	70-4730, 70-4731, 70-4733, 70-4734



Pulling hook sets

ST

To remove grooved ball bearings without causing damage and without having to dismantle the shaft.

70







Description

- Strong design, high performance and long service life.
- Self-healing corrosion protection KUKKCoating for galvanized parts.

Advantage

- Pulling hook developed specifically for precise installation in the bearing's tracks for ideal level of support and better extension force.
- Quick and secure selection thanks to markings on the pulling hooks.
- All components available as replacement parts, time-saving order process thanks to numbering system.
- Product video on the product can be opened.

Art.-No.			 Stück	
70-711	-021473	6000-6003; 6200	-	70-1
70-712	-021541	6004-6006; 6201-6203; 6300	6	70-1
70-713	-021626	6204-6205; 6301-6303	5	70-1
70-721	-021701	6007-6013	1	70-2
70-722	-021886	6011-6012; 6206-6207; 6304-6306	4	70-2
70-731	-021961	6208-6210; 6307; 6403; 6407	6	70-3
70-732	-022043	6211-6212; 6308-6311; 6404-6408	9	70-3
70-4731	-320521	6018-6020; 6213-6213	6	70-4
70-4733	-320781	6216-6222; 6312-6317; 6410-6415	19	70-4
70-4734	-320606	6021; 6409	1	70-4
70-4730	-320453	6014-6017	4	70-4

Ball bearing extractor set

ST

To remove grooved ball bearings without causing damage and without having to dismantle the shaft.

KS-70-A-K



Description

- Kit in the tried-and-tested KUKKO-L-Boxx-System.
- Instructions and conversion table in the cover.

Advantage

- Pulling hook developed specifically for precise installation in the bearing's tracks for ideal level of support and better extension force.
- Quick and secure selection thanks to markings on the pulling hooks.
- Practical package for universal use.
- Complete easy-to-manage package.
- KUKKO-L-Boxx-System compatible with systems by all common manufacturers.

Art.-No.			Stück pieces	
KS-70-A-K	-956362	6000-6013; 6200-6212; 6300-6311; 6403-6408	60	L-Boxx



Bearing fitting tool kit made of steel, heavy execution

ST

For bearing installation with a hydraulic press or hammer.

71



Description

- For mobile use, we recommend Series 71-L.
- impact rings made of extra strength steel.
- strike pipes made of extra strength steel.
- 1 dead blow hammer
- Kit in the tried-and-tested KUKKO-L-Boxx-System.

Advantage

- The combination of impact ring and impact sleeve required for the installation of the ball bearing can be found in the table inside the case cover.
- The axes, bearing casings and gaskets of the bearing will not be damaged.
- With the combination of the impact ring and the impact pipe, the installation forces are never directed through the rolling elements of the bearing.

Art.-No.							Stück pieces	
		mm	Stück	mm	mm	Stück		
71	-314841	10 - 50	5	15; 20; 30; 40; 55	225	33	39	L-Boxx

Bearing fitting tool kit made of steel, heavy execution

ST

For bearing installation with a hydraulic press.

71-K



Description

- For mobile use, we recommend Series 71-L.
- impact rings made of extra strength steel.
- strike pipes made of extra strength steel.
- Kit in the tried-and-tested KUKKO-L-Boxx-System.
- Instructions and conversion table in the cover.

Advantage

- The combination of impact ring and impact sleeve required for the installation of the ball bearing can be found in the table inside the case cover.
- The axes, bearing casings and gaskets of the bearing will not be damaged.
- With the combination of the impact ring and the impact pipe, the installation forces are never directed through the rolling elements of the bearing.

Art.-No.							Stück pieces	
		mm	Stück	mm	mm	Stück		
71-K	-403071	10 - 50	3	15; 20; 30	77	15	18	Kunststoff

Bearing fitting tool kit, light out on field model

ST

For quick, precise and secure installation of bearings and seals.

71-L



Description

- For use with a hydraulic press, we recommend the sets series 71 and series 71-K.
- impact rings made of extremely shockproof plastic
- strike pipes made of anodized aluminum
- 1 dead blow hammer
- Kit in the tried-and-tested KUKKO-L-Boxx-System.

Advantage

- The combination of impact ring and impact sleeve required for the installation of the ball bearing can be found in the table inside the case cover.
- The axes, bearing casings and gaskets of the bearing will not be damaged.
- The impact rings have a rubber ring and ensure locking at the strike pipe.
- With the combination of the impact ring and the impact pipe, the installation forces are never directed through the rolling elements of the bearing.

Art.-No.							Stück pieces	
		mm	Stück	mm	mm	Stück		
71-L	-782121	10 - 50	3	19; 32; 50	220	33	37	L-Boxx



Pulling chuck for deep groove bearing inner races

ST

For pulling separable bearing inner races with a diameter of 5-32 mm on magnets, light machines, electric motors and small electrical machinery.

23



Description

- Mechanical pressure screw.
- Milled thread treated with special coating.
- Strong design, high performance and long service life.
- Safety label to ensure protection of intellectual property.




Art.-No.		
23	-012631	mm 5 - 32

Seal disassembly tools

ST

222



Art.-No.			
222-1	-035722	mm 430	mm 230
222-U	-777791	300	300

Seal pulling set (gasket) in case

ST

For pulling out shaft sealing rings ,radial wave sealing rings, gasket sealings, sealings, bearing sealing rings and rotary sealing rings

K-222-1/7






Description

- Instructions on the cover.
- Secure storage in special foam.
- Personal KUKKO-Chip-Code.

Advantage

- Practical package for universal use.
- Complete easy-to-manage package.
- KUKKO-L-Boxx-System compatible with systems by all common manufacturers.
- All components available as replacement parts, time-saving order process thanks to numbering system.

Art.-No.			Stück pieces	
K-222-1/7	-222757	mm 222-1, 222-100, 222-U	7	L-Boxx

01
02
03
04
05
06
07
08
09
10
11
12



Circlip pliers, external

ST

728



728T-A0

728T-A1






Description

- For the assembly of retaining rings on shafts.
- Powerful design, forged.
- Non-slip, stable tips.
- Body of pliers and tips: Chrome vanadium steel, forged, oil-hardened.

Advantage

- Work comfortably in hard-to-reach places.
- Unimpeded view of work peaks.
- Easy access to covered retaining rings.

Art.-No.		 mm	 mm
728T-A0	-139567	3 - 10	135
728T-A1	-790546	10 - 25	135
728T-A2	-790560	19 - 60	180
728T-A3	-545764	40 - 100	225
728T-A4	-790591	85 - 140	320
728T-A01	-545757	3 - 10	135
728T-A11	-790553	10 - 25	135
728T-A21	-790577	19 - 60	180
728T-A31	-790584	40 - 100	225
728T-A41	-545771	85 - 140	320

Circlip pliers, internal

ST

729



729T-J0

729T-J0






Description

- For the assembly of retaining rings on shafts.
- Powerful design, forged.
- Non-slip, stable tips.
- Body of pliers and tips: Chrome vanadium steel, forged, oil-hardened.

Advantage

- Work comfortably in hard-to-reach places.
- Unimpeded view of work peaks.
- Easy access to covered retaining rings.

Art.-No.		 mm	 mm
729T-J0	-139574	3 - 10	135
729T-J1	-545788	10 - 25	135
729T-J2	-545801	19 - 60	180
729T-J3	-545825	40 - 100	225
729T-J4	-545726	85 - 140	320
729T-J01	-139581	3 - 10	135
729T-J11	-545795	10 - 25	135
729T-J21	-545818	19 - 60	180
729T-J31	-545832	40 - 100	225
729T-J41	-545849	85 - 140	320



Circlip pliers service set

For detaching the retaining rings.

728






ST

Description


- For the assembly of retaining rings on shafts.
- Powerful design, forged.
- Non-slip, stable tips.
- Body of pliers and tips: Chrome vanadium steel, forged, oil-hardened.

Advantage

- Work comfortably in hard-to-reach places.
- Unimpeded view of work peaks.
- Easy access to covered retaining rings.

Art.-No.			Stück pieces	
728T729	-647734	728T-A1, 728T-A11, 728T-A2, 728T-A21, 729T-J1, 729T-J11, 729T-J2, 729T-J21	8	Kunststoff

- 01
- 02
- 03
- 04
- 05
- 06
- 07
- 08
- 09
- 10
- 11
- 12





Displays

Displays

05

Merchandiser.....	106
Verkaufswand	
Wall panels.....	106
Wandtafeln	

01
02
03
04
05
06
07
08
09
10
11
12





Merchandise, industrial pullers

ST

For optimal display of Kukko tools in your business.

INDUSTRIE




Description

- More information about the products on this wall is provided on our website directly under the product name in the field „+ consists of“
- Illuminated display.

Advantage

- The combination of tools is based on many years of user experience in various industries.
- Kukko supports the setup and training of your employees on the various products and pulling principles. Contact us for an individual consult.
- Labeling ensures simple replenishment of all distributed products.
- Complete easy-to-manage package.

Art.- No.	 40211761
EVLW-1-INDUSTRIE	-487842

Merchandise, automotive pullers

ST

For optimal display of Kukko tools in your business.

KFZ



Description

- More information about the products on this wall is provided on our website in the field **content**.
- Illuminated display.

Advantage

- The combination of tools is based on many years of user experience in various industries.
- Kukko supports the setup and training of your employees on the various products and pulling principles. Contact us for an individual consult.
- Labeling ensures simple replenishment of all distributed products.
- Complete easy-to-manage package.

Art.- No.	 40211761
EVLW-1-KFZ	-487866

Merchandise, automotive pullers / commercial vehicle sector

ST

For optimal display of Kukko tools in your business.

NFZ




Description

- More information about the products on this wall is provided on our website in the field **content**.
- Illuminated display.

Advantage

- The combination of tools is based on many years of user experience in various industries.
- Kukko supports the setup and training of your employees on the various products and pulling principles. Contact us for an individual consult.
- Labeling ensures simple replenishment of all distributed products.
- Complete easy-to-manage package.

Art.- No.	 40211761
EVLW-1-NFZ	-487873


Wall panel, blank

ST

For the clean and orderly storage of various Kukko pullers in your workshop.

WT-000



Art.- No.	 40211761
WT-000	-890550



Puller product range - Hydraulic external extracting - TOP

ST

For clean and orderly storage of various Kukko products in your workshop.

WT-002






Description

- The combination of tools is based on many years of user experience in various industries.
- More information about the products on this wall is provided on our website directly under the product name in the field „+ consists of:“

Advantage

- Complete easy-to-manage package.
- Central access to products for every employee in the workshop.

Art.-No.	 4021176	 mm	 mm	max. t	Stück pieces
WT-002	-890567	90 - 200	100 - 150	7	11



Puller product range - Hydraulic external extracting - BASIC

ST

For clean and orderly storage of various Kukko products in your workshop.

WT-003






Description

- The combination of tools is based on many years of user experience in various industries.
- More information about the products on this wall is provided on our website directly under the product name in the field „+ consists of:“

Advantage

- Complete easy-to-manage package.
- Central access to products for every employee in the workshop.

Art.-No.	 4021176	 mm	 mm	Stück pieces
WT-003	-890574	90 - 200	100 - 150	10




Puller product range - External extracting - BASIC+

ST

For clean and orderly storage of various Kukko products in your workshop.

WT-003+S






Description

- The combination of tools is based on many years of user experience in various industries.
- More information about the products on this wall is provided on our website directly under the product name in the field „+ consists of:“

Advantage

- Complete easy-to-manage package.
- Central access to products for every employee in the workshop.

Art.-No.	 4021176	 mm	 mm	Stück pieces
WT-003+S	-141461	90 - 200	100 - 150	10



Puller product range - Automotive

ST

For the clean and orderly storage of various Kukko pullers in your workshop.

WT-005








Description

- The combination of tools is based on many years of user experience in various industries.
- More information about the products on this wall is provided on our website directly under the product name in the field „+ consists of:“

Advantage

- Complete easy-to-manage package.
- Central access to products for every employee in the workshop.


Art.-No.	 4021176	 mm	 mm	 mm	 mm	Stück pieces
WT-005	-038518	60 - 170	100 - 170	12 - 75	6-18	11



**Puller product range - Commercial vehicles - TOP****ST**

For the clean and orderly storage of various Kukko pullers in your workshop.





WT-008

**Description**

- The combination of tools is based on many years of user experience in various industries.
- More information about the products on this wall is provided on our website directly under the product name in the field „+“ consists of:“

Advantage

- Complete easy-to-manage package.
- Central access to products for every employee in the workshop.

Art.-No.	 4021176	 mm	 mm	 mm	max. t	Stück pieces
WT-008	-890604	200	150-200	22-115	10	11

**Puller product range - Commercial vehicles sector - TOP****ST**

For the clean and orderly storage of various Kukko pullers in your workshop.






WT-010

**Description**

- The combination of tools is based on many years of user experience in various industries.
- More information about the products on this wall is provided on our website directly under the product name in the field „+“ consists of:“

Advantage

- Complete easy-to-manage package.
- Central access to products for every employee in the workshop.

Art.-No.	 4021176	 mm	 mm	 mm	 mm	max. t	Stück pieces
WT-010	-890628	250	200	22-115	36-40	8	10

**Puller product range - Automotive axles****ST**

For the clean and orderly storage of various Kukko pullers in your workshop.




WT-030

**Description**

- The combination of tools is based on many years of user experience in various industries.
- More information about the products on this wall is provided on our website directly under the product name in the field „+“ consists of:“

Advantage

- Complete easy-to-manage package.
- Central access to products for every employee in the workshop.

Art.-No.	 4021176	 mm	 mm	Stück pieces
WT-030	-893490	25-155	56-110	6

Puller product range - Commercial vehicles sector - axles**ST**

For clean and orderly storage of various Kukko products in your workshop.




WT-031

**Description**

- The combination of tools is based on many years of user experience in various industries.
- More information about the products on this wall is provided on our website directly under the product name in the field „+“ consists of:“

Advantage

- Complete easy-to-manage package.
- Central access to products for every employee in the workshop.

Art.-No.	 4021176	 mm	 mm	Stück pieces
WT-031	-914584	134-350	380	5




Puller product range - Industry - TOP

ST

For the clean and orderly storage of various Kukko pullers in your workshop.

WT-50







Description

- The combination of tools is based on many years of user experience in various industries.
- More information about the products on this wall is provided on our website directly under the product name in the field „+ consists of.“

Advantage

- Complete easy-to-manage package.
- Central access to products for every employee in the workshop.

Art.-No.					max.
		mm	mm	mm	t
WT-50	-951114	0-200	100-300	22-115	4,5-6



Puller product range - Industry - BASIC

ST

For the clean and orderly storage of various Kukko pullers in your workshop.

30-20-T







Description

- The combination of tools is based on many years of user experience in various industries.
- More information about the products on this wall is provided on our website directly under the product name in the field „+ consists of.“

Advantage

- Complete easy-to-manage package.
- Central access to products for every employee in the workshop.

Art.-No.					Stück pieces
		mm	mm	mm	
30-20-T	-875717	0-200	100-300	22-115	14




Puller product range - Industry - BASIC+

ST

For the clean and orderly storage of various Kukko pullers in your workshop.

30-20+T







Description

- The combination of tools is based on many years of user experience in various industries.
- More information about the products on this wall is provided on our website directly under the product name in the field „+ consists of.“

Advantage

- Complete easy-to-manage package.
- Central access to products for every employee in the workshop.

Art.-No.					Stück pieces
		mm	mm	mm	
30-20-T+	-141454	0-200	100-300	22-115	14



Universal puller set on perforated plate

ST

For the clean and orderly storage of various Kukko pullers in your workshop.

220-T






Description

- The combination of tools is based on many years of user experience in various industries.
- More information about the products on this wall is provided on our website directly under the product name in the field „+ consists of.“

Advantage

- Complete easy-to-manage package.
- Central access to products for every employee in the workshop.

Art.-No.				Stück pieces
		mm	mm	
220-T	-778759	130-450	80-400	4




Puller product range - Internal extracting - BASIC

ST

For the clean and orderly storage of various Kukko pullers in your workshop.

WT-017



Description

- The combination of tools is based on many years of user experience in various industries.
- More information about the products on this wall is provided on our website directly under the product name in the field „+ consists of.“

Advantage

- Complete easy-to-manage package.
- Central access to products for every employee in the workshop.

Art.-No.				max.				Stück pieces
	40211761	mm	mm	t	mm	mm	mm	
WT-017	-141478	100	165	4	4,5-6	25-85	72-133	19



Puller product range - Internal extracting - TOP

ST

For the clean and orderly storage of various Kukko pullers in your workshop.

WT-018



Description

- The combination of tools is based on many years of user experience in various industries.
- More information about the products on this wall is provided on our website directly under the product name in the field „+ consists of.“

Advantage

- Complete easy-to-manage package.
- Central access to products for every employee in the workshop.

Art.-No.						max.				Stück pieces
	40211761	mm	mm	mm	mm	t	mm	mm	mm	
WT-018	-141485	160	150	100	165	4	12-17	25-85	72-133	15




Puller product range - Separating

ST

For the clean and orderly storage of various Kukko pullers in your workshop.

WT-019



Description

- The combination of tools is based on many years of user experience in various industries.
- More information about the products on this wall is provided on our website directly under the product name in the field „+ consists of.“

Advantage

- Complete easy-to-manage package.
- Central access to products for every employee in the workshop.

Art.-No.					max.				Stück pieces
	40211761	mm	mm	x	t	max. Nm	mm	mm	
WT-019	-141492	0 - 200	100 - 300	4	5	100	12-115	115	6

Puller product range - Automotive - Chassis

ST

For the clean and orderly storage of various Kukko pullers in your workshop.

WT-014



Description

- The combination of tools is based on many years of user experience in various industries.
- More information about the products on this wall is provided on our website directly under the product name in the field „+ consists of.“

Advantage

- Complete easy-to-manage package.
- Central access to products for every employee in the workshop.

Art.-No.					max.			Stück pieces
	40211761	mm	mm	x	mm	mm	mm	
WT-014	-890635	95	170	4	18 - 40	50-85	17; 19	11



Clamp products range - All steel - Premium

ST

For the clean and orderly storage of various Kukko pullers in your workshop.

WT-020



Description

- The combination of tools is based on many years of user experience in various industries.
- More information about the products on this wall is provided on our website directly under the product name in the field „+“ consists of.”

Advantage

- Complete easy-to-manage package.
- Central access to products for every employee in the workshop.

Art.- No.	 40211761
WT-020	-141508

Clamp products range - Malleable cast - Premium

ST

For the clean and orderly storage of various Kukko pullers in your workshop.

WT-021



Description

- The combination of tools is based on many years of user experience in various industries.
- More information about the products on this wall is provided on our website directly under the product name in the field „+“ consists of.”

Advantage

- Complete easy-to-manage package.
- Central access to products for every employee in the workshop.

Art.- No.	 40211761
WT-021	-141515

- 01
- 02
- 03
- 4
- 05
- 06
- 07
- 08
- 09
- 10
- 11
- 12





Series 800

Baureihe 800

06

Modular system 800.....	114
Baukasten-System 800	
Series 800.....	118
Baureihe 800	
Accessoires series 800.....	123
Zubehör Baureihe 800	
Series 13.....	126
Baureihe 13	

01
02
03
04
05
06
07
08
09
10
11
12





The KUKKO 800 modular system is a pull-apart system, which consists of single parts that can be put together individually from finished pullers or complete sets.

ONE for ALL

All pullers have the same hydraulic spindle and consist of easily exchangeable single parts that can be combined in many different ways.


High pull-off force

The short KUKKO hydraulic spindle means that little manual effort is required for maximum pulling performance. No additional drive tools are needed.

Versatility

The modular system allows for a large number of different pulling options.

- All pulling tools in the 800 modular system only require one drive unit - the compact high performance spindle 800 or 801. With its favorable installation dimensions, it has frequently proven itself in toolmaking and many other areas as a force-generating component and problem solver. The low-maintenance original KUKKO construction with the air trapping and slippage-free hydraulic system guarantees reliable use and high performance.
- Complete hydraulic pullers, individual parts and pre-assembled sets are available, from which a variety of pulling tools can be put together.
- The pullers, separators or internal extractors can be combined and used for all types of extraction jobs in the industrial and automotive sector.





Assembly of the hydraulic puller



Universal 2-jaw puller with short hydraulic spindle and self-centering jaws



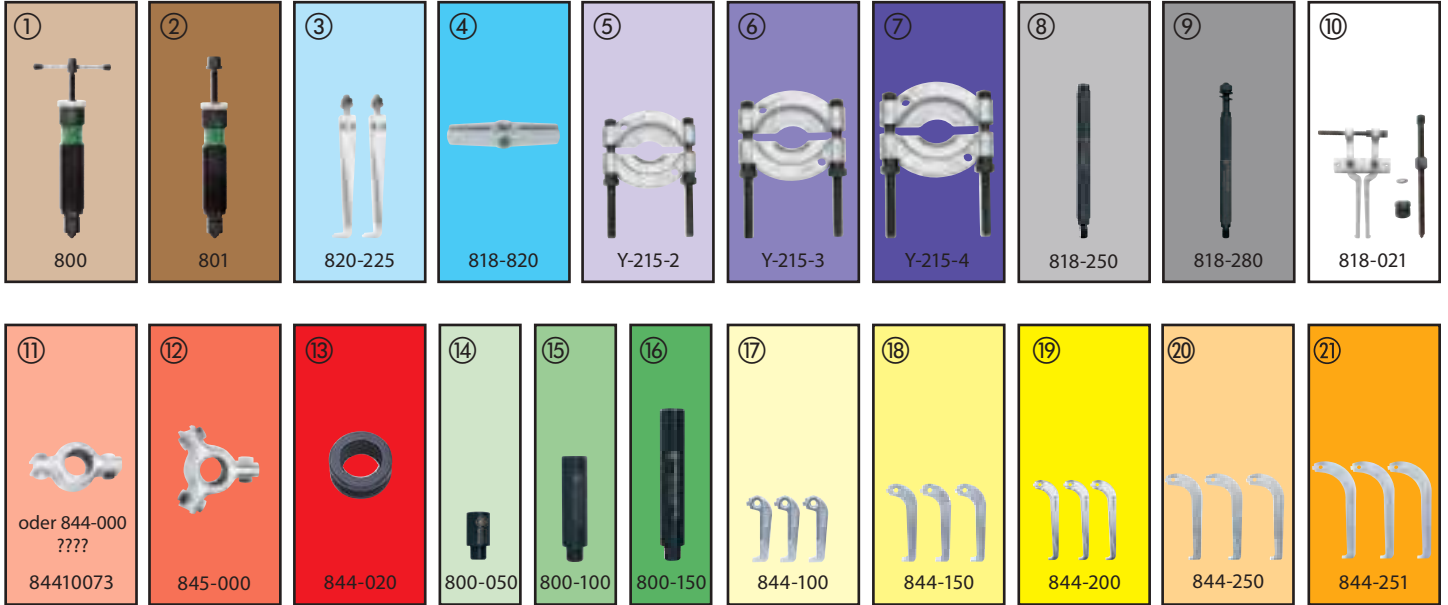
Universal 3-jaw puller with short hydraulic spindle and self-centering jaws



- 01
- 02
- 03
- 04
- 05
- 06
- 07
- 08
- 09
- 10
- 11
- 12



Kombinationsmöglichkeiten des „Baukastensystems 800“ Variants parts list, series 800





























KOMBINATION combination

<p>844-1-B</p> <p>50-100 mm 100 mm</p> <p>besteht aus / consists of</p> <table border="1"> <tr><td>①</td><td></td><td></td><td></td><td></td><td></td></tr> <tr><td></td><td></td><td>⑪</td><td>⑬</td><td>⑭</td><td></td></tr> <tr><td></td><td></td><td>⑰</td><td></td><td></td><td></td></tr> </table>	①								⑪	⑬	⑭				⑰				<p>845-1-B</p> <p>50-100 mm 100 mm</p> <p>besteht aus / consists of</p> <table border="1"> <tr><td>①</td><td></td><td></td><td></td><td></td><td></td></tr> <tr><td></td><td></td><td>⑫</td><td>⑬</td><td>⑭</td><td></td></tr> <tr><td></td><td></td><td>⑰</td><td></td><td></td><td></td></tr> </table>	①								⑫	⑬	⑭				⑰				<p>844-2-B</p> <p>75-150 mm 150 mm</p> <p>besteht aus / consists of</p> <table border="1"> <tr><td>①</td><td></td><td></td><td></td><td></td><td></td></tr> <tr><td></td><td></td><td>⑪</td><td>⑬</td><td></td><td></td></tr> <tr><td>⑮</td><td></td><td>⑱</td><td></td><td></td><td></td></tr> </table>	①								⑪	⑬			⑮		⑱				<p>845-2-B</p> <p>75-150 mm 150 mm</p> <p>besteht aus / consists of</p> <table border="1"> <tr><td>①</td><td></td><td></td><td></td><td></td><td></td></tr> <tr><td></td><td></td><td>⑫</td><td>⑬</td><td></td><td></td></tr> <tr><td>⑮</td><td></td><td>⑱</td><td></td><td></td><td></td></tr> </table>	①								⑫	⑬			⑮		⑱				<p>844-3-B</p> <p>75-150 mm 250 mm</p> <p>besteht aus / consists of</p> <table border="1"> <tr><td>①</td><td></td><td></td><td></td><td></td><td></td></tr> <tr><td></td><td></td><td>⑪</td><td>⑬</td><td></td><td></td></tr> <tr><td></td><td>⑯</td><td></td><td>⑲</td><td></td><td></td></tr> </table>	①								⑪	⑬				⑯		⑲		
①																																																																																														
		⑪	⑬	⑭																																																																																										
		⑰																																																																																												
①																																																																																														
		⑫	⑬	⑭																																																																																										
		⑰																																																																																												
①																																																																																														
		⑪	⑬																																																																																											
⑮		⑱																																																																																												
①																																																																																														
		⑫	⑬																																																																																											
⑮		⑱																																																																																												
①																																																																																														
		⑪	⑬																																																																																											
	⑯		⑲																																																																																											
<p>845-3-B</p> <p>75-150 mm 250 mm</p> <p>besteht aus / consists of</p> <table border="1"> <tr><td>①</td><td></td><td></td><td></td><td></td><td></td></tr> <tr><td></td><td></td><td>⑫</td><td>⑬</td><td></td><td></td></tr> <tr><td></td><td>⑯</td><td></td><td>⑲</td><td></td><td></td></tr> </table>	①								⑫	⑬				⑯		⑲			<p>844-4-B</p> <p>100-200 mm 200 mm</p> <p>besteht aus / consists of</p> <table border="1"> <tr><td>①</td><td></td><td></td><td></td><td></td><td></td></tr> <tr><td></td><td></td><td>⑪</td><td>⑬</td><td></td><td></td></tr> <tr><td></td><td>⑯</td><td></td><td>⑲</td><td></td><td></td></tr> </table>	①								⑪	⑬				⑯		⑲			<p>845-4-B</p> <p>100-200 mm 200 mm</p> <p>besteht aus / consists of</p> <table border="1"> <tr><td>①</td><td></td><td></td><td></td><td></td><td></td></tr> <tr><td></td><td></td><td>⑫</td><td>⑬</td><td></td><td></td></tr> <tr><td></td><td>⑯</td><td></td><td>⑲</td><td></td><td></td></tr> </table>	①								⑫	⑬				⑯		⑲			<p>844-5-B</p> <p>130-250 mm 250 mm</p> <p>besteht aus / consists of</p> <table border="1"> <tr><td>①</td><td></td><td></td><td></td><td></td><td></td></tr> <tr><td></td><td></td><td>⑪</td><td>⑬</td><td></td><td></td></tr> <tr><td></td><td>⑯</td><td></td><td>⑲</td><td></td><td>㉑</td></tr> </table>	①								⑪	⑬				⑯		⑲		㉑	<p>845-5-B</p> <p>130-250 mm 250 mm</p> <p>besteht aus / consists of</p> <table border="1"> <tr><td>①</td><td></td><td></td><td></td><td></td><td></td></tr> <tr><td></td><td></td><td>⑫</td><td>⑬</td><td></td><td></td></tr> <tr><td></td><td>⑯</td><td></td><td>⑲</td><td></td><td>㉑</td></tr> </table>	①								⑫	⑬				⑯		⑲		㉑
①																																																																																														
		⑫	⑬																																																																																											
	⑯		⑲																																																																																											
①																																																																																														
		⑪	⑬																																																																																											
	⑯		⑲																																																																																											
①																																																																																														
		⑫	⑬																																																																																											
	⑯		⑲																																																																																											
①																																																																																														
		⑪	⑬																																																																																											
	⑯		⑲		㉑																																																																																									
①																																																																																														
		⑫	⑬																																																																																											
	⑯		⑲		㉑																																																																																									
<p>818-0</p> <p>240 mm 280 mm</p> <p>besteht aus / consists of</p> <table border="1"> <tr><td>①</td><td></td><td></td><td>④</td><td></td><td></td></tr> <tr><td></td><td>⑨</td><td></td><td></td><td></td><td></td></tr> <tr><td></td><td>⑯</td><td></td><td></td><td></td><td></td></tr> </table>	①			④				⑨						⑯					<p>820-0</p> <p>225 mm 225 mm</p> <p>besteht aus / consists of</p> <table border="1"> <tr><td>①</td><td></td><td>③</td><td></td><td></td><td></td></tr> <tr><td></td><td></td><td></td><td></td><td></td><td></td></tr> <tr><td></td><td>⑯</td><td></td><td></td><td></td><td></td></tr> </table>	①		③											⑯					<p>818-0 + Y-215-2 / Y-215-3 / Y-215-4</p> <p>L 780 mm Ø 25-200 mm</p> <p>besteht aus / consists of</p> <table border="1"> <tr><td>①</td><td></td><td></td><td>④</td><td>⑤</td><td>⑥</td><td>⑦</td></tr> <tr><td></td><td>⑨</td><td></td><td></td><td></td><td></td><td></td></tr> <tr><td></td><td>⑯</td><td></td><td></td><td></td><td></td><td></td></tr> </table>	①			④	⑤	⑥	⑦		⑨							⑯						<p>818-0 + 818-021</p> <p>30-180 mm</p> <p>besteht aus / consists of</p> <table border="1"> <tr><td>①</td><td></td><td></td><td>④</td><td></td><td></td><td></td></tr> <tr><td></td><td>⑨</td><td>⑩</td><td></td><td></td><td></td><td></td></tr> <tr><td></td><td>⑯</td><td></td><td></td><td></td><td></td><td></td></tr> </table>	①			④					⑨	⑩						⑯																		
①			④																																																																																											
	⑨																																																																																													
	⑯																																																																																													
①		③																																																																																												
	⑯																																																																																													
①			④	⑤	⑥	⑦																																																																																								
	⑨																																																																																													
	⑯																																																																																													
①			④																																																																																											
	⑨	⑩																																																																																												
	⑯																																																																																													



Abziehvorrichtungen mit hydraulischer 10 to Spindel Pulling tools with 10 to hydraulic ram

<p>Art.-No. 818-100</p> <p>L 530 mm Ø 22-115 mm</p>		<p>Kofferinhalt: 10-teilig set content: 10 parts</p> <table border="1" data-bbox="590 302 845 414"> <tr><td>1</td><td></td><td></td><td>4</td><td>5</td><td></td></tr> <tr><td>8</td><td>9</td><td></td><td></td><td></td><td>14</td></tr> <tr><td>15</td><td>16</td><td></td><td></td><td></td><td></td></tr> </table>	1			4	5		8	9				14	15	16					<p>818-0 + Y-215-2</p> 
1			4	5																	
8	9				14																
15	16																				
<p>Art.-No. 818-150</p> <p>L 780 mm Ø 25-155 mm</p>		<p>Kofferinhalt: 12-teilig set content: 12 parts</p> <table border="1" data-bbox="590 515 845 627"> <tr><td>1</td><td></td><td></td><td>4</td><td>6</td><td></td></tr> <tr><td>8</td><td>9</td><td></td><td></td><td></td><td>14</td></tr> <tr><td>15</td><td>16</td><td></td><td></td><td></td><td></td></tr> </table>	1			4	6		8	9				14	15	16					<p>818-0 + Y-215-3</p> 
1			4	6																	
8	9				14																
15	16																				
<p>Art.-No. 818-215</p> <p>L 780 mm Ø 22-155 mm H 225 mm H 225 mm</p>		<p>Kofferinhalt: 16-teilig set content: 16 parts</p> <table border="1" data-bbox="590 728 845 840"> <tr><td>1</td><td></td><td>3</td><td>4</td><td>5</td><td>6</td></tr> <tr><td>8</td><td>9</td><td>10</td><td></td><td></td><td>14</td></tr> <tr><td>15</td><td>16</td><td></td><td></td><td></td><td></td></tr> </table>	1		3	4	5	6	8	9	10			14	15	16					<p>818-0 + Y-215-2; Y-215-3</p>  <p>818-0 + 818-021</p>  <p>820-0</p> 
1		3	4	5	6																
8	9	10			14																
15	16																				
<p>Art.-No. 845-150</p> <p>H 50-150 mm H 150 mm</p>		<p>Kofferinhalt: 11-teilig set content: 11 parts</p> <table border="1" data-bbox="590 940 845 1052"> <tr><td>1</td><td></td><td></td><td></td><td></td><td></td></tr> <tr><td></td><td></td><td></td><td>11</td><td>12</td><td>13</td></tr> <tr><td>15</td><td></td><td>17</td><td>18</td><td></td><td></td></tr> </table>	1									11	12	13	15		17	18			 <p>844-1-B 844-2-B</p>  <p>845-1-B 845-2-B</p>
1																					
			11	12	13																
15		17	18																		
<p>Art.-No. 845-250</p> <p>H 75-250 mm H 250 mm</p>		<p>Kofferinhalt: 15-teilig set content: 15 parts</p> <table border="1" data-bbox="590 1164 845 1276"> <tr><td>1</td><td></td><td></td><td></td><td></td><td></td></tr> <tr><td></td><td></td><td></td><td>11</td><td>12</td><td>13</td></tr> <tr><td>15</td><td>16</td><td></td><td></td><td>19</td><td>20</td></tr> </table>	1									11	12	13	15	16			19	20	 <p>844-3-B 844-4-B 844-5-B</p>  <p>845-3-B 845-4-B 845-5-B</p>
1																					
			11	12	13																
15	16			19	20																
<p>Art.-No. 845-851</p> <p>H 75-250 mm H 250 mm</p>		<p>Kofferinhalt: 21-teilig set content: 21 parts</p> <table border="1" data-bbox="590 1377 845 1489"> <tr><td>1</td><td></td><td></td><td></td><td></td><td></td></tr> <tr><td></td><td></td><td></td><td>11</td><td>12</td><td>13</td></tr> <tr><td>15</td><td>16</td><td>17</td><td>18</td><td>19</td><td>20</td></tr> </table>	1									11	12	13	15	16	17	18	19	20	 <p>844-1-B 844-2-B 844-3-B 844-4-B 844-5-B</p>  <p>845-1-B 845-2-B 845-3-B 845-4-B 845-5-B</p>
1																					
			11	12	13																
15	16	17	18	19	20																
<p>Art.-No. 845-855</p> <p>L 780 mm Ø 25-155 mm H 50-250 mm H 250 mm</p>		<p>Kofferinhalt: 29-teilig set content: 29 parts</p> <table border="1" data-bbox="590 1635 845 1747"> <tr><td>1</td><td></td><td></td><td>4</td><td>6</td><td></td></tr> <tr><td>8</td><td>9</td><td></td><td>11</td><td>12</td><td>13</td></tr> <tr><td>15</td><td>16</td><td>17</td><td>18</td><td>19</td><td>20</td></tr> </table>	1			4	6		8	9		11	12	13	15	16	17	18	19	20	 <p>844-1-B 844-2-B 844-3-B 844-4-B 844-5-B</p>  <p>845-1-B 845-2-B 845-3-B 845-4-B 845-5-B</p> <p>818-0 + Y-215-3</p> 
1			4	6																	
8	9		11	12	13																
15	16	17	18	19	20																
<p>Art.-No. 845-858</p> <p>L 780 mm Ø 25-155 mm H 50-250 mm H 250 mm Ø 30-180 mm</p>		<p>Kofferinhalt: 30-teilig set content: 30 parts</p> <table border="1" data-bbox="590 1937 845 2049"> <tr><td>1</td><td></td><td></td><td>4</td><td>6</td><td></td></tr> <tr><td>8</td><td>9</td><td>10</td><td>11</td><td>12</td><td>13</td></tr> <tr><td>15</td><td>16</td><td>17</td><td>18</td><td>19</td><td>20</td></tr> </table>	1			4	6		8	9	10	11	12	13	15	16	17	18	19	20	 <p>844-1-B 844-2-B 844-3-B 844-4-B 844-5-B</p>  <p>845-1-B 845-2-B 845-3-B 845-4-B 845-5-B</p> <p>818-0 + Y-215-3</p>  <p>818-0 + 818-021</p> 
1			4	6																	
8	9	10	11	12	13																
15	16	17	18	19	20																

01
02
03
04
05
06
07
08
09
10
11
12



Universal 2-jaw puller with short hydraulic spindle and self-centering jaws

ST

For pulling particularly tight bearings, gears, discs, etc.

844







Description

- If there is adequate free space around the part to be removed, we recommend a 3-jaw puller series 845 for optimal force distribution.
- Series is built on a modular system.
- Pullers have the same hydraulic spindle.
- Easy-to-replace individual components that can be combined in a number of different ways.
- Standard pulling hook.

Advantage

- Available as complete hydraulic pullers, individual parts and sets.
- Little force required for a strong pulling performance.
- Piston functions on the axis and does not turn in the hydraulic spindle.
- Spindle extensions enable the unit to be adjusted quickly to a range of different requirements.
- All components available as replacement parts, time-saving order process thanks to numbering system.

Art.-No.				max.	 max.	mit with
		mm	mm	t	Nm	
844-1-B	-031601	50 - 150	100	10	40	800
844-2-B	-031946	75 - 150	150	10	40	800
844-3-B	-032448	75 - 150	250	10	40	800
844-4-B	-076091	100 - 200	200	10	40	800
844-5-B	-032776	130 - 250	250	10	40	800

Universal 3-jaw puller with short hydraulic spindle and self-centering jaws

ST

For pulling particularly tight bearings, gears, discs, etc.

845







Description

- If there is not adequate free space around the part to be removed, we recommend using a 2-jaw puller series 844 for optimal force distribution.
- Series is built on a modular system.
- Pullers have the same hydraulic spindle.
- Easy-to-replace individual components that can be combined in a number of different ways.
- Standard pulling hook.

Advantage

- Available as complete hydraulic pullers, individual parts and sets.
- Little force required for a strong pulling performance.
- Piston functions on the axis and does not turn in the hydraulic spindle.
- Spindle extensions enable the unit to be adjusted quickly to a range of different requirements.
- All components available as replacement parts, time-saving order process thanks to numbering system.

Art.-No.				max.	 max.	mit with
		mm	mm	t	Nm	
845-1-B	-033278	50 - 150	100	10	40	800
845-2-B	-033438	75 - 150	150	10	40	800
845-3-B	-033681	75 - 150	250	10	40	800
845-4-B	033841	100 - 200	200	10	40	800
845-5-B	034008	130 - 250	250	10	40	800

Spare parts for assembly 844/845

ST

844/845





Description

- Series is built on a modular system.
- Pullers have the same hydraulic spindle.
- Easy-to-replace individual components that can be combined in a number of different ways.
- Strong design, high performance and long service life.
- Quality made in Germany.

Advantage

- Available as complete hydraulic pullers, individual parts and sets.
- Little force required for a strong pulling performance.
- A tube of KUKKO special grease included for pressure spindle.

Art.-No.		Bezeichnung description	
844-000	-031458	Traverse	844-1-B, 844-2-B, 844-3-B, 844-4-B, 844-5-B
844-020	-135651	Gewindebuchse	844-1-B, 844-2-B, 844-3-B, 844-4-B, 844-5-B, 845-1-B, 845-2-B, 845-3-B, 845-4-B, 845-5-B
844-100	-075919	Abzughaken	844-1-B, 845-1-B
844-150	-031861	Abzughaken	844-2-B, 845-2-B
844-200	-032363	Abzughaken	844-4-B, 845-4-B
844-250	-032103	Abzughaken	844-3-B, 845-3-B
844-251	-032691	Abzughaken	844-5-B, 845-5-B
845-000	-033018	Traverse	845-1-B, 845-2-B, 845-3-B, 845-4-B, 845-5-B



Hydraulic „4 Puller“ - Set with self-centering pulling jaws

ST

For removing bearings, gears, discs, etc.

845-150







Description

- If there is not adequate free space around the part to be removed, we recommend using a 2-jaw puller series 844 for optimal force distribution.
- Series is built on a modular system.
- Pullers have the same hydraulic spindle.
- Easy-to-replace individual components that can be combined in a number of different ways.
- Standard pulling hook.

Advantage

- Available as complete hydraulic pullers, individual parts and sets.
- Little force required for a strong pulling performance.
- Piston functions on the axis and does not turn in the hydraulic spindle.
- Spindle extensions enable the unit to be adjusted quickly to a range of different requirements.
- Practical package for universal use.

Art.-No.				max.	Stück pieces	
	4021176	mm	mm	t		
845-150	-717871	50 - 150	150	10	11	L-Boxx

Hydraulic „6 Pullers“ - Set with self-centering pulling jaws

ST

For removing bearings, gears, discs, etc.

845-250







Description

- If there is not adequate free space around the part to be removed, we recommend using a 2-jaw puller series 844 for optimal force distribution.
- Series is built on a modular system.
- Pullers have the same hydraulic spindle.
- Easy-to-replace individual components that can be combined in a number of different ways.
- Standard pulling hook.

Advantage

- Available as complete hydraulic pullers, individual parts and sets.
- Little force required for a strong pulling performance.
- Piston functions on the axis and does not turn in the hydraulic spindle.
- Spindle extensions enable the unit to be adjusted quickly to a range of different requirements.
- Practical package for universal use.

Art.-No.				max.	Stück pieces	
	4021176	mm	mm	t		
845-250	-717956	75 - 250	250	10	15	L-Boxx

Hydraulic „10 Pullers“ - Set with self-centering pulling jaws

ST

For removing bearings, gears, discs, etc.

845-851







Description

- If there is not adequate free space around the part to be removed, we recommend using a 2-jaw puller series 844 for optimal force distribution.
- Series is built on a modular system.
- Pullers have the same hydraulic spindle.
- Easy-to-replace individual components that can be combined in a number of different ways.
- Standard pulling hook.

Advantage

- Available as complete hydraulic pullers, individual parts and sets.
- Little force required for a strong pulling performance.
- Piston functions on the axis and does not turn in the hydraulic spindle.
- Spindle extensions enable the unit to be adjusted quickly to a range of different requirements.
- Practical package for universal use.

Art.-No.				max.	Stück pieces	
	4021176	mm	mm	t		
845-851	-172854	50 - 250	250	10	21	Tanos Systemer



Universal hydraulic puller set with separator

ST

For removing and separating bearings, gears, discs, etc.

845-855









Description

- If there is not adequate free space around the part to be removed, we recommend using a 2-jaw puller series 844 for optimal force distribution.
- Series is built on a modular system.
- Pullers have the same hydraulic spindle.
- Easy-to-replace individual components that can be combined in a number of different ways.
- Standard pulling hook.

Advantage

- Available as complete hydraulic pullers, individual parts and sets.
- Little force required for a strong pulling performance.
- Piston functions on the axis and does not turn in the hydraulic spindle.
- Spindle extensions enable the unit to be adjusted quickly to a range of different requirements.
- Practical package for universal use.

Art.-No.		 mm	 mm	 mm	 mm	max. t	Stück pieces	
845-855	-172939	50 - 250	250	280 - 780	25 - 155	10	29	Tanos Systemer

Pulling device with hydraulic screw

ST

For universal application with pullers from series 800.

818-0







Description

- Series is built on a modular system.
- Pullers have the same hydraulic spindle.
- Easy-to-replace individual components that can be combined in a number of different ways.
- Hydraulic spindle.
- Milled thread treated with special coating.

Advantage

- Available as complete hydraulic pullers, individual parts and sets.
- Little force required for a strong pulling performance.
- Piston functions on the axis and does not turn in the hydraulic spindle.
- Spindle extensions enable the unit to be adjusted quickly to a range of different requirements.
- All components available as replacement parts, time-saving order process thanks to numbering system.

Art.-No.		 mm	 mm	max. t	 max. Nm	mit with
818-0	-173196	280	240	10	40	800

2-arm internal extractor

ST

For extracting inner bearings, bearing outer rings and bushings.

818-021





Description

- Series is built on a modular system.
- Strong design, high performance and long service life.
- Safety label to ensure protection of intellectual property.
- Self-healing corrosion protection KUKKCoating for galvanized parts.

Advantage

- All components available as replacement parts, time-saving order process thanks to numbering system.
- A tube of KUKKO special grease included for pressure spindle.
- Product video on the product can be opened.

Art.-No.		∅ mm	
818-021	-757969	30-180	818-0



Hydraulic bearing puller set

ST

For removing ball bearings, roller bearings, inner races and other tight parts if there is not enough space to use pulling hooks.

818-100







Description

- Series is built on a modular system.
- Pullers have the same hydraulic spindle.
- Easy-to-replace individual components that can be combined in a number of different ways.
- Instructions on the cover.
- Secure storage in special foam.

Advantage

- Available as complete hydraulic pullers, individual parts and sets.
- Little force required for a strong pulling performance.
- Piston functions on the axis and does not turn in the hydraulic spindle.
- Spindle extensions enable the unit to be adjusted quickly to a range of different requirements.

Art.-No.				max.	Stück pieces	
		mm	mm	t		L-Boxx
818-100	-717611	280 - 530	22 - 115	10	10	L-Boxx

Hydraulic bearing puller set

ST

For removing ball bearings, roller bearings, inner races and other tight parts if there is not enough space to use pulling hooks.

818-150







Description

- Series is built on a modular system.
- Pullers have the same hydraulic spindle.
- Easy-to-replace individual components that can be combined in a number of different ways.
- Instructions on the cover.
- Secure storage in special foam.

Advantage

- Available as complete hydraulic pullers, individual parts and sets.
- Little force required for a strong pulling performance.
- Piston functions on the axis and does not turn in the hydraulic spindle.
- Spindle extensions enable the unit to be adjusted quickly to a range of different requirements.

Art.-No.				max.	Stück pieces	
		mm	mm	t		L-Boxx
818-150	-717796	280 - 780	25 - 155	10	12	L-Boxx

Hydraulic bearing puller and extractor set

ST

For extraction and internal extraction of ball bearings, roller bearings, inner races and other tight-fitting parts if there is not enough space to use pulling hooks.

818-215








Description

- Series is built on a modular system.
- Pullers have the same hydraulic spindle.
- Easy-to-replace individual components that can be combined in a number of different ways.
- Instructions on the cover.
- Secure storage in special foam.

Advantage

- Available as complete hydraulic pullers, individual parts and sets.
- Little force required for a strong pulling performance.
- Piston functions on the axis and does not turn in the hydraulic spindle.
- Spindle extensions enable the unit to be adjusted quickly to a range of different requirements.

Art.-No.					max.	Stück pieces	
		mm	mm	mm	t		Tanos Systemer
818-215	-173271	280 - 780	25 - 155	30 - 180	10	16	Tanos Systemer



Universal hydraulic puller and extractor set with self-centering jaws with separator

ST

For removal, separation and internal extraction of bearings, gears, discs, etc.

845-858



Description

- If there is not adequate free space around the part to be removed, we recommend using a 2-jaw puller series 844 for optimal force distribution.
- Series is built on a modular system.
- Pullers have the same hydraulic spindle.
- Easy-to-replace individual components that can be combined in a number of different ways.
- Standard pulling hook.

Advantage

- Available as complete hydraulic pullers, individual parts and sets.
- Little force required for a strong pulling performance.
- Piston functions on the axis and does not turn in the hydraulic spindle.
- Spindle extensions enable the unit to be adjusted quickly to a range of different requirements.
- Practical package for universal use.

Art.-No.							max.	Stück pieces	
		mm	mm	mm	mm	mm	t		Tanos Systerainer
845-858	-173011	50- 250	250	280-780	25- 155	30- 180	10	30	

2-jaw puller with short hydraulic spindle

ST

20-H



Description

- Lubricating hydraulics.
- Standard pulling hook.
- Two-arm design for space-saving operation.
- Pulling hooks with infinite adjustment on the cross-beam.
- Parallel pulling hooks in every position, even with full load.

Advantage

- Variable reach thanks to optional jaw extensions.
- Turning the pulling hooks enables them to be used both internally and externally.
- Little force required for a strong pulling performance.
- Piston functions on the axis and does not turn in the hydraulic spindle.
- Spindle extensions enable the unit to be adjusted quickly to a range of different requirements.

Art.-No.				max.	mit with
		mm	mm	t	
20-3-H	-786839	250	200	10	800
20-30-H	-786914	350	200	10	800

2-jaw puller with short hydraulic spindle

ST

For removing bearings, gears, discs, etc.

820



Description

- Standard pulling hook.
- Pulling hooks with infinite adjustment on the cross-beam.
- Two-arm design for space-saving operation.
- Parallel pulling hooks in every position, even with full load.
- Hydraulic spindle.

Advantage

- Turning the pulling hooks enables them to be used both internally and externally.
- Available as complete hydraulic pullers, individual parts and sets.
- Little force required for a strong pulling performance.
- Piston functions on the axis and does not turn in the hydraulic spindle.
- Spindle extensions enable the unit to be adjusted quickly to a range of different requirements.

Art.-No.				max.		mit with
		mm	mm	t	max. Nm	
820-0	-173684	225	225	10	40	800



Universal press frame for silent bushings

ST

For replacing bearings on front and rear axles without dismantling the axle, e.g. silent bearings, hydraulic supports, plastic bearings, supporting joints, absorber rubber.

880




Description

- Series is built on a modular system.
- Easy-to-replace individual components that can be combined in a number of different ways.
- Lubricating hydraulics.
- Hydraulic spindle.
- Milled thread treated with special coating.

Advantage

- Pressure pad sets available for a variety of vehicle types.
- Little force required for a strong pulling performance.
- Piston functions on the axis and does not turn in the hydraulic spindle.
- Spindle extensions enable the unit to be adjusted quickly to a range of different requirements.
- Spindle head band prevents the wrench from slipping off.

Art.-No.		max. t	mit with
880-800	-433689	10	800
880-801	-433696	15	801
880-802	-433702	20	802

Pressure piece kits for universal press frame

ST

880



Description

- Strong design, high performance and long service life.
- Quality made in Germany.
- Safety label to ensure protection of intellectual property.

Advantage

- Pressure pad sets available for a variety of vehicle types.

Art.-No.		für for	Stück pieces
880-114	-433610	DB W124; 201; 129	3
880-137	-433627	BMW (3er); E36	4
880-144	-433634	VW T4 (92)	4
880-147	-433658	VW LT; DB Sprinter	4

01
02
03
4
05
06
07
08
09
10
11
12



Short hydraulic spindles

ST

For pulling particularly tight bearings, gears, discs, etc.

800



800

801








Description

- Series is built on a modular system.
- Pullers have the same hydraulic spindle.
- Easy-to-replace individual components that can be combined in a number of different ways.
- Lubricating hydraulics.
- Hydraulic spindle.

Advantage

- Available as complete hydraulic pullers, individual parts and sets.
- Little force required for a strong pulling performance.
- Piston functions on the axis and does not turn in the hydraulic spindle.
- Spindle extensions enable the unit to be adjusted quickly to a range of different requirements.
- Spindle head band prevents the wrench from slipping off.



Art.-No.					max. t	 max. Nm
800	-034343	W 1.1/2"-16(55°;16Gang)	10	13	10	40
801	-784446	W 1.1/2"-16(55°;16Gang)	10	19	15	70
802	-784514	M40x1,5	10	19	20	100
804	-456787	W 1.1/2"-16(55°;16Gang)	10	19	15	70

Spindle extension

ST

800



Art.-No.		
800-050	-031113	50
800-100	-031298	100
800-150	-031373	150

Mechanical pressure screw

ST

For pulling particularly tight bearings, gears, discs, etc.

800-626






Description

- Mechanical pressure screw.
- Milled thread treated with special coating.
- Strong design, high performance and long service life.
- Safety label to ensure protection of intellectual property.

Advantage

- Easy and even pulling for particularly tight parts thanks to transfer of force.
- Can be combined with various mechanical pulling devices from the KUKKO range.
- All components available as replacement parts, time-saving order process thanks to numbering system.
- A tube of KUKKO special grease included for pressure spindle.
- Product video on the product can be opened.

Art.-No.			
800-626	-969980	1.1/2"-16	818-0, 820-0, 844-000, 845-000

Pulling bolts and extensions

ST

818






Description

- Strong design, high performance and long service life.
- Safety label to ensure protection of intellectual property.

Advantage

- A tube of KUKKO special grease included for pressure spindle.
- Product video on the product can be opened.

Art.-No.	 4021176	 mm	
818-250	-173356	250	818-0
818-280	-173431	250	818-0

Hydraulic pressure screws

For removing bearings, gears, discs, etc.

844-626






Description

- Mechanical pressure screw.
- Milled thread treated with special coating.
- Strong design, high performance and long service life.
- Safety label to ensure protection of intellectual property.

Advantage

- Easy and even pulling for particularly tight parts thanks to transfer of force.
- Can be combined with various mechanical pulling devices from the KUKKO range.
- All components available as replacement parts, time-saving order process thanks to numbering system.
- A tube of KUKKO special grease included for pressure spindle.
- Product video on the product can be opened.

Art.-No.	 4021176		
844-626	-032851	1.1/2"-16	818-0, 820-0, 844-000, 845-000

01
02
03
4
05
06
07
08
09
10
11
12



Series 13

Long hydraulic spindles with handle

ST

For use with pulling devices series 844, series 845 and series 13-HP

8-HP








Description

- If there is not adequate free space around the part to be removed, we recommend using a hydraulic spindle series 800 for ideal space-saving.
- Series is built on a modular system.
- With the new Kukko hydraulic spindles, it is now even easier to generate high pulling forces without having to apply a great deal of force.
- Three extension parts are included in the scope of delivery.
- Hydraulic spindle.

Advantage

- Clear reduction of dismantling times thanks to simple and fast handling.
- The hydraulic spindle can be combined with a number of pullers from the Kukko range.
- No additional oil pumps required.
- Hydraulic spindle is protected by an overloading valve.
- The pump's lever arm can be rotated by 360°.

Art.-No.		max. t	 mm		 mm	
8-HP-100	-101281	10	80	W 1.1/2"-16	135	13-HP-100, 13-HP-180, 13-ME-180, 818-0, 818-100, 818-150, 818-215, 820-0, 844-1-B, 844-2-B, 844-3-B, 844-4-B, 844-5-B, 845-1-B, 845-2-B, 845-3-B, 845-4-B, 845-5-B, 845-150, 845-250, 845-851, 845-855, 845-858, 880-800, 880-801, 880-802

3-jaw bearing puller with self-centering pulling hook and long hydraulic spindle (with handle)

ST

For pulling particularly tight ball bearings, roller bearings, etc.

13-HP






Description

- If there is not adequate free space around the part to be removed, we recommend using a hydraulic spindle series 800 for ideal space-saving.
- Series is built on a modular system.
- With the new Kukko hydraulic spindles, it is now even easier to generate high pulling forces without having to apply a great deal of force.
- Three extension parts are included in the scope of delivery.
- Pullers have the same hydraulic spindle.

Advantage

- Clear reduction of dismantling times thanks to simple and fast handling.
- The hydraulic spindle can be combined with a number of pullers from the Kukko range.
- No additional oil pumps required.
- Hydraulic spindle is protected by an overloading valve.
- The pump's lever arm can be rotated by 360°.

Art.-No.		 mm	 mm	max. t	mit with
13-HP-100	-101236	130-250	250	10	8-HP-100



Puller with hydraulic spindle (with handle)

ST

For use with segments series 13-TP For gentle pulling for spherical roller bearings and angular roller bearings.

13-HP







Description

- Hydraulic spindle.
- Strong design, high performance and long service life.
- Safety label to ensure protection of intellectual property.
- Self-healing corrosion protection KUKKCoating for galvanized parts.

Advantage

- Ultimate stability when pulling as the segments and pulling device are screwed firmly together.
- All components available as replacement parts, time-saving order process thanks to numbering system.
- A tube of KUKKO special grease included for pressure spindle.
- Product video on the product can be opened.

Art.-No.				max.	
	4021176	mm	mm	t	
13-HP-180	-101250	245	80-280	10	13-TP-2, 13-TP-3

Pulling device

ST

For use with segments series 13-TP For gentle pulling for spherical roller bearings and angular roller bearings.

13-ME








Description

- Mechanical pressure screw.
- Strong design, high performance and long service life.
- Safety label to ensure protection of intellectual property.
- Self-healing corrosion protection KUKKCoating for galvanized parts.

Advantage

- Ultimate stability when pulling as the segments and pulling device are screwed firmly together.
- All components available as replacement parts, time-saving order process thanks to numbering system.
- A tube of KUKKO special grease included for pressure spindle.
- Product video on the product can be opened.

Art.-No.					
	4021176	mm	mm	mm	
13-ME-180	-101922	245	80-280	24	13-TP-2, 13-TP-3

Seperators with 3 segments

ST

For gentle pulling for spherical roller bearings and angular roller bearings.

13-TP











Description

- Strong design, high performance and long service life.
- Safety label to ensure protection of intellectual property.
- Self-healing corrosion protection KUKKCoating for galvanized parts.

Advantage

- Segments are arranged on the inner race behind the bearing and therefore grip the entire bearing to ensure that the force is applied evenly.
- The even transfer of force on the inner race prevents the bearing ring from bending or warping when pulling.

Art.-No.								
	4021176	mm						
13-TP-1	-101823	12- 50	21304-22310	C 2205-C 2210	61801-6410	-	-	30-10
13-TP-2	-101830	25-100	22205-22320	C 2205-C 2320	61805-6320	BT2B 332759-617335	NN 4920-NN 4120	13-ME-180 13-HP-180
13-TP-3	-101847	50-160	22211-23232	C 2211-C 3232	61811-6232	BT2B 332759-BT2B 332758	NN 4920-NNU4132	13-ME-180 13-HP-180





Nut splitting

Muttersprengen

07

- Double-edged, mechanic nut splitters.....**130**
Zweischneidige, mechanische
Muttersprenger
- Single-edged, mechanical nut splitters.....**130**
Einschneidige, mechanische Muttersprenger
- Single-edged, grease hydraulic
nut splitters.....**131**
Einschneidige, fetthydraulische
Muttersprenger
- Pump hydraulic nut splitter, in case.....**131**
Pumpenhydraulischer Muttersprenger im
Koffer

- 01
- 02
- 03
- 04
- 05
- 06
- 07**
- 08
- 09
- 10
- 11
- 12










**Double-edged, mechanic nut splitters****ST****Double-edged models exerting twice the normal splitting force on irretrievable nuts in quality classes 5, 6 and 8.****54****Description**

- Two hardened chisel cutting edges.
- Turn the chisel gently back in the other direction by pull back.
- Mechanical pressure screw.
- Milled thread treated with special coating.
- Strong design, high performance and long service life.

Advantage

- The nut splitter's band provides additional support when turning the chisel back.
- Chisel available as a replacement part, time-saving order process thanks to numbering system.
- A tube of KUKKO special grease included for pressure spindle.
- Product video on the product can be opened.







Art.-No.						
		mm	M	mm		
54-2	-170614	10-27	6-18	14	109	54-2-M
54-3	-170799	17-36	12-24	16	134	54-3-M

Single-edged, mechanic nut splitters**ST****For splitting tight or over-twisted nuts without damaging the bolt thread of quality grades 5, 6, 8 and 10.****55****Description**

- Hardened chisel cutting edge.
- Turn the chisel gently back in the other direction by pull back.
- Mechanical pressure screw.
- Milled thread treated with special coating.
- Strong design, high performance and long service life.

Advantage

- The nut splitter's band provides additional support when turning the chisel back.
- Chisel available as a replacement part, time-saving order process thanks to numbering system.
- A tube of KUKKO special grease included for pressure spindle.
- Product video on the product can be opened.

Art.-No.						
		mm	M	mm		
55-0	-019906	4-10	M2-M6	8	58	55-0-M
55-1	-020063	10-18	M6-M12	12	80	55-1-M
55-2	-020148	19-27	M12-M18	14	105	55-2-M
55-3	-020223	27-36	M18-M24	16	125	55-3-M
55-4	-020308	32-50	M22-M33	26	203	55-4-M



Single-edged, grease hydraulic nut splitters

ST

For splitting particularly large tight or over-twisted nuts without damaging the bolt thread of quality grades 5, 6, 8 and 10.

56



56-1



56-2



56-3









Description

- Hardened chisel cutting edge.
- Turn the chisel gently back in the other direction by pull back.
- Hydraulic spindle.
- Milled thread treated with special coating.
- Strong design, high performance and long service life.

Advantage

- Due to the hydraulics, only a little force is needed.
- Chisel available as a replacement part, time-saving order process thanks to numbering system.
- A tube of KUKKO special grease included for pressure spindle.
- Product video on the product can be opened.

Art.-No.		Edelstal/ stainless steel					max.	
			mm	M	mm	mm	t	Nm
54-2	-020483	-	7-24	M4-M14	18	167	-	60
54-3	-020551	-	22-36	M14-M24	30	249	-	70
56-3	-111501	bis Güte 8	27-36	M18-M24	37	210	21	50
		bis Güte 10	27-46	M18-M30				

Pump hydraulic nut splitter, in case

ST

For use in commercial vehicles, the pipe industry, tank cleaning, the petrochemical industry, steel construction, mining, etc.

Y-57



Y-5710M
Y-5719M
Y-5724M
Y-5732M
Y-5741M
Y-5750M
Y-5760M

Y-57-10
Y-57-19
Y-57-24
Y-57-32
Y-57-41
Y-57-50
Y-57-60







Description

- hydraulic, single-acting with spring return
- compact ergonomic construction
- Strong design, high performance and long service life.
- Safety label to ensure protection of intellectual property.

Advantage

- unique slanting head for use on flat surfaces
- faster spring removal
- All components available as replacement parts, time-saving order process thanks to numbering system.
- Product video on the product can be opened.

Art.-No.				
		mm		
Y-57-10	-123559	10-19	Y-5710M	i-Boxx
Y-57-19	-123556	19-24	Y-5719M	i-Boxx
Y-57-24	-870675	24-32	Y-5724M	i-Boxx
Y-57-32	-870682	32-41	Y-5732M	i-Boxx
Y-57-41	-870699	41-50	Y-5741M	i-Boxx
Y-57-50	-870705	50-60	Y-5750M	i-Boxx
Y-57-60	-870712	60-75	Y-5760M	i-Boxx

TIP:



YF-200

YHP-320

Not included in the delivery are the hydraulic pump **YHP-320** and the hose **YF-200**. **These are needed to operate the puller!**





Extractor

Ausdreher

08

Bolt extractors.....	134
Schraubenausdreher	
Stud Extractors.....	136
Stehbolzen-Ausdreher.	

01
02
03
04
05
06
07
08
09
10
11
12





Bolt extractors with drills and drill-guide

ST

to bore out worn bolts, etc.

49-U







Description

- Strong design, high performance and long service life.

Advantage

- All components available as replacement parts, time-saving order process thanks to numbering system.
- Product video on the product can be opened.

Art.-No.		 mm	 mm	 mm
49-U-11	-799549	M5	M7	3,2
49-U-12	-799624	M8	M9	4,8
49-U-13	-799709	M10	M10	6,4
49-U-14	-799884	M12	M12	8,0
49-U-15	-799969	14	16	8,7

Bolt extractor set

ST

Universal set for boring out worn bolts, etc.

49-U-B






Description

- Instructions on the cover.
- Secure storage in special foam.
- Personal KUKKO-Chip-Code.
- Strong design, high performance and long service life.

Advantage

- Practical package for universal use.
 - Complete easy-to-manage package.
 - KUKKO-L-Boxx-System compatible with systems by all common manufacturers.
 - All components available as replacement parts, time-saving order process thanks to numbering system.
- Product video on the product can be opened.

Art.-No.		 mm		Stück pieces
49-U-B	-799136	M5-M16	L-Boxx MINI	25

Bolt extractors „Super Traction“

ST

To bore out worn bolts with right-hand thread, etc.

49-U-B





Description

- Chrome vanadium steel
- Square for operation with a tap spanner and an open-end spanner.

Advantage

- Narrow grooves offer better traction for convenient operation.

Art.-No.		 mm
49-T-1	-758461	4-5
49-T-2	-758539	5-7
49-T-3	-758614	8-12
49-T-4	-758799	12-14
49-T-5	-758874	16-20



Bolt extractor set „Super Traction“

ST

To bore out worn bolts with right-hand thread, etc., in a set.

49-T-A






Description

- Chrome vanadium steel
- Square for operation with a tap spanner and an open-end spanner.

Advantage

- Narrow grooves offer better traction for convenient operation.

Art.-No.		 mm		Stück pieces
49-T-A	-758959	4-20	Kunststoff	5

Bolt extractors, american shape with broad flutes

ST

To bore out worn bolts with right-hand thread, etc.

49





Description

- Chrome vanadium steel
- Square for operation with a tap spanner and an open-end spanner.

Advantage

- Wide grooves for soft materials, e.g. brass, aluminum, VA, etc.

Art.-No.		 mm
49-01	-490569	3-6
49-02	-490644	6-8
49-03	-490729	8-11
49-04	-490804	11-14
49-05	-490989	14-18
49-06	-491061	18-24

Bolt extractor set, american shape with broad flutes

ST

To bore out worn bolts with right-hand thread, etc., in a set.

49-0-S





Description

- Chrome vanadium steel
- Square for operation with a tap spanner and an open-end spanner.

Advantage

- Wide grooves for soft materials, e.g. brass, aluminum, VA, etc.

Art.-No.		 mm	Stück pieces
49-0-S	-491146	3-24	6

Bolt extractors german, shape with narrow flutes

ST

To bore out worn bolts with right-hand thread, etc.

49





Description

- Chrome vanadium steel
- Square for operation with a tap spanner and an open-end spanner.

Advantage

- Fine grooves offer better traction for convenient operation.

Art.-No.		 mm
49-1	-018008	3-6
49-2	-018183	6-8
49-3	-018268	8-11
49-4	-018343	11-14
49-5	-018428	14-18
49-6	-018596	18-24
49-7	-018671	24-33
49-8	-018756	33-45
49-9	-018831	45-52
49-10	-239809	52-64



Bolt extractor sets

ST

To bore out worn bolts with right-hand thread, etc., in a set.

49






Description

- Chrome vanadium steel
- Square for operation with a tap spanner and an open-end spanner.

Advantage

- Fine grooves offer better traction for convenient operation.

Art.-No.		 mm		Stück pieces
49-A	-018916	3-18	Kunststoff	5
49-B	-019098	3-24	Knuststoff	6
49-C	-019173	3-45	Kunststoff	8

Stud pullers with internal serration

ST

For boring out stud bolts or torn parts.

50






Description

- Strong design, high performance and long service life.
- Safety label to ensure protection of intellectual property.

Advantage

- While being bored out, the stud bolt is located in the key area and cannot break off.

Art.-No.		 mm	 mm
50-1	-019258	5-10	17
50-2	-019333	8-19	27
50-3	-019418	18-25	36

Stud pullers with internal serration

ST




For boring out stud bolts or torn parts.

51



Description

- Strong design, high performance and long service life.
- Safety label to ensure protection of intellectual property.

Art.-No.		 mm	 mm
51-1	-019586	5-10	19
52-2	-019661	8-19	19
53-3	-019746	18-25	19

Stud puller with extra wide working range

ST

For boring out stud bolts or torn parts.

52



Description

- Strong design, high performance and long service life.
- Safety label to ensure protection of intellectual property.

Art.-No.		 mm	 mm
52	-019821	5-19	19



Stud pullers for confined spaces

ST

For boring out stud bolts or torn parts.

53







Description

- Strong design, high performance and long service life.
- Safety label to ensure protection of intellectual property.

Advantage

- Extra large working range.
- Use in cramped spaces.

Art.-No.	 4021176	 mm	 mm	 mm
53-5	-137860	5	1/2	21
53-6	-342318	6	1/2	21
53-7	-866234	7	1/2	21
53-8	-342493	8	1/2	21
53-10	342561	10	1/2	21
53-12	-342646	12	1/2	21
53-14	-984563	14	1/2	27
53-16	-388774	16	-	27
53-18	-137846	18	3/4	36
53-20	-745591	20	3/4	36
53-22	-971082	22	-	36
53-24	-966774	24	-	36
53-30	-966781	30	-	46

Stud pullers set for confined spaces

ST

For boring out stud bolts or torn parts in a set.

53







Description

- Strong design, high performance and long service life.
- Safety label to ensure protection of intellectual property.

Advantage

- Use in cramped spaces.

Art.-No.	 4021176	 mm	 mm		Stück pieces
53	-342233	6; 8; 10; 12	21	Kunststoff	4





Automotive Special

Automotive Spezial

09

Thread repair.....	140
Gewindereparatur	
Tools for removal of axles.....	141
Werkzeuge für den Ausbau von Achsen	
Tools for exhaust systems.....	141
Werkzeuge für Auspuffanlagen	
Tools for brake systems.....	142
Werkzeuge für Bremsanlagen	
Spring compressor.....	143
Federspanner	
Tools for piston rings.....	144
Werkzeuge für Kolbenringe	
Steering wheel pullers.....	145
Lenkradabzieher.	
Oil filter wrench.....	147
Ölfilterschlüssel	
Hub and rim puller.....	148
Radnaben- und Felgenabzieher	
Tools for exchanging wipers.....	150
Werkzeuge für Scheibenwischeraustausch	
Others Automotive.....	151
Sonstiges Automotive	

01
02
03
04
05
06
07
08
09
10
11
12





KUKKO Thread Repair Set

ST

For producing heavy-duty screw joints for distorted interior threading.

K-58








Description

- Fully-equipped with drill holder, 4 drills, 4 cutters, 4 thread cutters, 4 insertion tools and organic multi-oil spray.
- For metric threads M5, M6, M8 and M10.
- The original insert sleeve from the USA is made from a solid steel bushing manufactured from whole material.
- Instructions on the cover.
- Secure storage in special foam.

Advantage

- The shape of the bushing prevents unscrewing.
- The bond eliminates the need for additional mounting in the workpiece and provides stability without extra space requirement.
- Also capable of repairing short and small threads.
- The synchronous threading also enables thin wall thicknesses to be repaired.
- Thread Repair can do more than just repairs, it can also be used as a fully functional thread in new workpieces (during a production process).

Art.-No.		 mm	 mm	 mm	 Stück
K-58-M05-M10	-038853	M5-M10	0,8-1,0	7,6-15	8x5

KUKKO Thread Repair System in the TANOS® - Systainer

ST

For producing heavy-duty screw joints for distorted interior threading.

58








Description

- The original insert sleeve from the USA is made from a solid steel bushing manufactured from whole material.
- Instructions on the cover.
- Secure storage in special foam.
- Personal KUKKO-Chip-Code.
- Strong design, high performance and long service life.

Advantage

- The shape of the bushing prevents unscrewing.
- The bond eliminates the need for additional mounting in the workpiece and provides stability without extra space requirement.
- Also capable of repairing short and small threads.
- The synchronous threading also enables thin wall thicknesses to be repaired.
- Thread Repair can do more than just repairs, it can also be used as a fully functional thread in new workpieces (during a production process).

Art.-No.		 mm	 mm	 mm	 Stück
58-UNC10	-690419	10" 10"	24 Gang 24 Gang	0,30 0,37	5 5
58-UNC12	-690518	1/2" 1/2"	13 Gang 13 Gang	0,65 1,00	5 5
58-UNC14	-690617	1/4" 1/4"	20 Gang 20 Gang	0,38 0,50	5 5
58-UNC38	-690716	3/8" 3/8"	16 Gang 16 Gang	0,52 0,75	5 5
58-UNC58	-690921	5/8" 5/8"	11 Gang 11 Gang	0,85 1,25	5 5
58-UNC516	-690815	5/16" 5/16"	18 Gang 18 Gang	0,45 0,62	5 5
58-UNC716	-691027	7/16" 7/16"	14 Gang 14 Gang	0,60 0,87	5 5
58-UNC916	-695025	9/16" 9/16"	24 Gang 24 Gang	0,75 1,12	5 5



Pulling device

ST

For removing hubs on SAF and BPW axes for cars and commercial vehicles

226





Description

- Mechanical pressure screw.
- Milled thread treated with special coating.
- Strong design, high performance and long service life.
- Safety label to ensure protection of intellectual property.

Advantage

- All components available as replacement parts, time-saving order process thanks to numbering system.
- A tube of KUKKO special grease included for pressure spindle.
- Product video on the product can be opened.






Art.-No.		M18x1,5	M20x1,5	M22x1,5	max. t	
226-4/11	-831362	DAF, Daimler, Faun, IVECO, EVO Bus, Setra, MAN, VW LT35, 40, 45, 50	Auwärter, DAF, Daimler, Faun, IVECO, EVO Bus, Setra, MAN, Steyr-Daimler-Puch, VOLVO, Anhänger	Auwärter, Bedford, DAF, Daimler, Faun, IVECO, EVO Bus, RVI, Setra, MAN, Steyr-Daimler-Puch, VOLVO	-	-
K-226-4/12	-035753	DAF, Daimler, Faun, IVECO, EVO Bus, Setra, MAN, VW LT35, 40, 45, 50	Auwärter, DAF, Daimler, Faun, IVECO, EVO Bus, Setra, MAN, Steyr-Daimler-Puch, VOLVO, Anhänger	Auwärter, Bedford, DAF, Daimler, Faun, IVECO, EVO Bus, RVI, Setra, MAN, Steyr-Daimler-Puch, VOLVO	15	Kunststoff

Flang type axle puller

ST

230




Art.-No.					
		mm	mm	mm	mm
230	-031038	4-14	100	150	265
230-S	-893377	4-14	100	150	-

Clamp spring spreader for VW-exhaust system

ST

119




Art.-No.		für for
119-0	-248368	VW

Set of clamp spring tension wedges for VW-exhaust system

ST

119



Art.-No.		für for
119-1	-365904	VW




Brake caliper tools set

ST

For quick, timesaving repair.

126





Description

- Pulling hook for brake linings.
- Piston resetting equipment for controlled, damage-free and tilt-free resetting of the pistons on disc brakes in cars, motorcycles and trucks with fixed-caliper disc brakes.
- Brake piston bracket allows the reset brake pistons to be held in place during installation and removal of the brake caliper with the brake hose connected.
- Piston turning pliers, for accurate adjustment of the piston heel with disc brakes and to screw the piston back in brake calipers with integrated parking brake.
- Brake caliper brush to clean the brake caliper from brake wear when replacing the coverings.

Advantage


- All components available as replacement parts, time-saving order process thanks to numbering system.
- A tube of KUKKO special grease included for pressure spindle.
- Product video on the product can be opened

Art.-No.			Stück pieces
126-10	-534966	126-00, 126-01, 126-02, 126-03, 126-04, 127	6

Disk brake pad remover

ST

123



Description

- Safety label to ensure protection of intellectual property.
- Self-healing corrosion protection KUKKCoating for galvanized parts.

Advantage

- The tool allows the removal of stuck brake pads from the fixed caliper of disc brakes.


Art.-No.		Bezeichnung description	\overline{L} mm
123	-270789	Mercedes	
123-2	-431586	Vierkant	400 x 14
123-3	-804243	Sechskant	400 x 17

2-arm puller for brake linkage adjusters

ST

For removing particularly tight ball bearings, bearing rings and workpieces.

204-30






Description

- Note: Pressure pads from series 600-17 are a good addition if the shaft is hollow and the spindle cannot be supported.
- Milled thread treated with special coating.
- Strong design, high performance and long service life.
- Safety label to ensure protection of intellectual property.

Advantage

- Clamps increase the pressure of the hooks significantly and prevent the puller from slipping.
- All components available as replacement parts, time-saving order process thanks to numbering system.
- A tube of KUKKO special grease included for pressure spindle.




Art.-No.				für for
204-30	-914379	150	140	für Achsen an LKW-Anhängern

Spring compressors set Daimler

ST

KS-63-1/5



Art.-No.			
KS-63-1/5	-800009	63-1, 63-1-A, 63-1-B	Kunststoff

Spring compressors „Universal“

ST

For expansion of bolt springs.

65






Description

- Connecting bracket is adjustable.

Advantage

- Does not take up much space.

Art.-No.		 mm	 mm	max. t
65-0	-020636	110 - 180	100 - 200	2
65-1	-020711	110 - 180	100 - 300	2
65-2	-020896	110 - 180	100 - 400	2

Spring compressors „MacPherson“

ST

For expansion of bolt springs.

66






Description

- Connecting bracket is adjustable.
- Item 66-3 consists of the spring compressor item 66-2 and two additional, short thread rods.

Advantage

- Does not take up much space.

Art.-No.		 mm	 mm	max. t
66-1	-020971	110 - 180	100 - 250	2,5
66-2	-170201	110 - 180	100 - 400	2,5
66-3	-170386	110 - 180	100 - 400	2,5



Set of spring compressors

ST

For safe and easy expansion of McPherson spring struts up to 2.5 t.

67







Description

- Two standard spring holder sets included
- Integrated protective jaw made of high-tech durable polyurethane.
- Powder-coated surface to protect the springs.
- Safety label to ensure protection of intellectual property.
- Strong design, high performance and long service life.

Advantage

- Safer and easier expansion of spring struts, for almost 90% of all passenger cars.
- Large, easy to use and ergonomic rotary handle for quick and easy adjustment of the spring jaws by hand.
- Two standard spring holder sets - easily replaceable and secured with strong bolts.
- Increased safety with safety mounts that hold the spring tightly during compression.

Art.-No.	 4021176	 mm	 Stück	max. t	
67-2	-924286	80 - 195	2+2	2,25	67-01, 67-02

Jaws

ST




As accessories for the spring compressor set series 67.

67



Advantage

- For safe and easy expansion of McPherson spring struts up to 2.5 t.

Art.-No.	 4021176	 mm	 Stück	für für
67-01	-076527	80 - 145	1	-
67-02	-076534	145 - 195	1	-
67-03	-076541	140 - 170	1	-
67-04	-076558	180 - 230	1	-
67-05	-076565	80 - 120	1	-
67-06	-076572	80 - 145	1	-
67-07	-099465	-	1	BMW E39/46; Renault Megane II; Toyota Avensis
67-08	-924514	-	1	Mercedes C-Klasse Type 203
67-09	-924521	-	1	Mercedes E-Klasse Type 211, Renault Megane II
67-10	-924538	-	2	Peugot Break; Citroen C15
67-12	-924552	-	1	Chrysler Grand Voyager

Piston ring compressor

ST




For tensioning the piston rings when mounting the pistons in the cylinder.

100



Description

- infinitely adjustable with clamping wrench
- special spring steel, high elasticity
- lock and spanner bright-nickel-plated

Art.-No.	 4021176	 mm	 mm
100-0	-428203	40 - 75	50
100-1	-022203	57 - 125	80
100-2	-022388	90 - 175	80
100-3	-022463	90 - 175	165






Piston ring spreaders

For spreading the piston rings.

101



Art.-No.	 4021176	 mm	 mm
101-1	-022531	50 - 100	200
101-2	-022616	90 - 150	240

Piston pin driver

For gentle insertion and removal of the piston pins.

102





Description

- Item 102-0 with two additional pressure pads.
- Item 102-1 with three additional pressure pads.

Advantage



- Pistons will not be damaged.

Art.-No.	 4021176	 mm
102-0	-170874	38
102-1	-022791	100

Universal piston ring spreader

101-3



Art.-No.	 4021176	 mm
101-3	-974489	60 - 140

Hub and rim puller

31






Description

- Particularly strong design for the strongest loads.
- Safety label to ensure protection of intellectual property.

Advantage

- Exchangeable inlay rings.
- All components available as replacement parts, time-saving order process thanks to numbering system.
- A tube of KUKKO special grease included for pressure spindle.
- Product video on the product can be opened.

Art.-No.	 4021176	 mm	 mm
31-1	-013881	30-60	22
31-2	-013966	80-90	22

01
02
03
04
05
06
07
08
09
10
11
12



Steering wheel puller for steering wheel with spokes

ST

32






Description

- For steering wheels with three or four spokes
- Strong design, high performance and long service life.
- Safety label to ensure protection of intellectual property.

Advantage

- With one tensile ring each in 100 and 150 mm diameter for steering wheels with three or four spokes
- All components available as replacement parts, time-saving order process thanks to numbering system.
- A tube of KUKKO special grease included for pressure spindle.
- Product video on the product can be opened.

Art.-No.	 4021176	 mm	 mm
32-1	-014048	100	17
32-2	-014123	120	19

Hub and rim puller

For cars with narrow puller slits.

ST

33







Description

- One pair of short puller hooks for sports steering wheels.
- One pair of long puller hooks for standard steering wheels.
- Safety label to ensure protection of intellectual property.

Advantage

- Cap for protection of the thread in the steering column.
- All components available as replacement parts, time-saving order process thanks to numbering system.
- A tube of KUKKO special grease included for pressure spindle.
- Product video on the product can be opened.

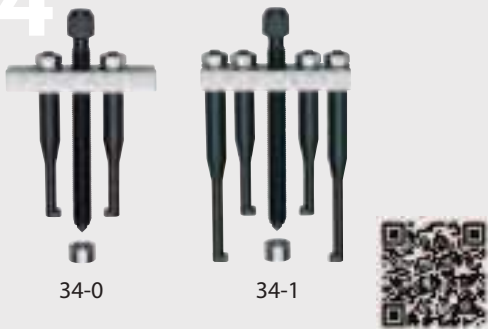
Art.-No.	 4021176	 mm	 mm	 mm	für for
33	-014208	50 - 150	90 - 130	17	Opel

Hub and rim puller

For universal application with steering wheels with large puller slits.

ST

34






Description

- Model 34-0 with one pair of short puller hooks (87 mm)
- Model 34-1 with one pair of short puller hooks (87 mm) and one pair of long puller hooks (135 mm)
- Safety label to ensure protection of intellectual property.

Advantage

- Cap for protection of the thread in the steering column.
- All components available as replacement parts, time-saving order process thanks to numbering system.
- A tube of KUKKO special grease included for pressure spindle.
- Product video on the product can be opened.


Art.-No.	 4021176	 mm	 mm	für for	Bezeichnung description
34-0	-865879	35-90	17	GM 3/Opel	GM 3 / Opel
34-1	-865886	35-90	17	Universal	

Strap wrench

ST

104





Art.-No.		Ø
104	-023606	mm 180

Chain wrench

ST

104



Art.-No.		Ø	
104-32	-790751	mm 0-110	mm 24

Tools for piston rings

ST

To disconnect the oil filter and other round screwed joints.

105




105-0

105-1



Description

- Steel tape is adjustable.
- Item 105-0 with rugged handle grip for quick application.
- Item 105-1 with space-saving square drive for working in the tightest spaces.

Art.-No.		Ø
105-0	-023866	mm 70-110
105-1	-175749	70-110

Tools for piston rings

ST

To disconnect the oil filter and other round screwed joints.

108



108-1

108-2

108-3







Description

- Extremely strong and rugged oil filter claws.
- Designs with profile claw.
- Drive via external hexagon or square drive (female).

Advantage

- Universal use also in hard-to-reach places.

Art.-No.		Ø			
108-1	-760426	mm 60-100	mm 10	mm 12,5	mm 21
108-2	-965487	65-120	10	12,5	21
108-3	-967900	90-140	12,5	12,5	



Universal hub puller

For cars and trucks with 250 mm bolt circle.

38







ST

Description

- Safety label to ensure protection of intellectual property.
- Strong design, high performance and long service life.

Advantage

- Protection of the wheel studs with the movable nut pocket.
- Short hydraulic spindle series 800 for simple work can also be used as an option.
- All components available as replacement parts, time-saving order process thanks to numbering system.
- A tube of KUKKO special grease included for pressure spindle.
- Product video on the product can be opened.

Art.-No.	 4021176	 mm	 Stück	 mm
38	-014383	250	5	27

Universal hub puller, impact-/shock design

For cars and trucks with 225 mm bolt circle.

40







ST

Description

- Safety label to ensure protection of intellectual property.
- Strong design, high performance and long service life.

Advantage

- The spindle runs in an axially moveable mounted threaded bushing, if the spindle head needs to be pounded t to loosen the wheel hub.
- All components available as replacement parts, time-saving order process thanks to numbering system.
- A tube of KUKKO special grease included for pressure spindle.
- Product video on the product can be opened.

Art.-No.	 4021176	 mm	 Stück	Bezeichnung description	
40-3	-014611	225	3		
40-5	-014956	225	5		

Hydraulic hub puller

Universal application for removing hubs from cars and trucks.

10-A








ST

Description

- Damage to the wheel bolts can be prevented by using different sized index plates.
- Possible to adjust the jaws to two different lengths
- With centering-pin and 50, 100 and 150 mm extension pieces

Advantage

- Easy handling.
- Flexibility through variably sized index plates.
- Protection of wheel bolts through consistently flush captive-nut retainers.

Art.-No.	 4021176	 mm	 mm	 Stück	max. t	
10-A	-005626	150	250	6	20	L-Boxx
10-G	-005701	150	250	7	20	L-Boxx



Hub puller

ST

10-M







Description

- Heavy-duty mechanical design.
- Possible to adjust the jaws to two different lengths.

Advantage

- Easy handling.
- Flexibility through variably sized index plates.
- Protection of wheel bolts through consistently flush captive-nut retainers.

Art.-No.	 4021176	 mm	 mm	 Stück	max. t
10-M	-862311	150	350	6	15

Universal slide hammer devices

ST

With an extractor claw for ball joints and work on the vehicle body.

229






Description

- Milled thread treated with special coating.
- Strong design, high performance and long service life.
- Safety label to ensure protection of intellectual property.

Advantage

- Extra heavy, with 5 kg impact weight.
- Can be combined with series 229 for disassembly of the wheel hub.
- All components available as replacement parts, time-saving order process thanks to numbering system.
- A tube of KUKKO special grease included for pressure spindle.
- Product video on the product can be opened.

Art.-No.	 4021176	 mm	
229-1	-995002	340	22-0-2, 229-01
229-1-2	-545733	340	22-0-2, 229-03

Hub puller

ST

For pulling all 4 and 5-hole hubs on almost all passenger car models.

229





Description

- The flange is equipped with variable spaced slits for standard screw use.
- For pulling all 4 and 5-hole hubs for VW, Audi, Seat, Skoda, Opel, Volvo, Fiat, Renault etc.

Advantage

- Also for extracting drive shafts for vehicles with front wheel drive.
- This puller can be driven by the 22-0-2 slide hammer instead of the hydraulic spindle.

Art.-No.	 4021176	max. t		Stück pieces
229-2	-995026	10	229-1	
229-3	-995033	15	229-1	



Universal whiper-arm puller

ST

For pulling tight-fitting, rusted and deep-set windscreen washer jaws.

128-F-SW






Description

- Mechanical pressure screw.
- Milled thread treated with special coating.
- Strong design, high performance and long service life.
- Safety label to ensure protection of intellectual property.

Advantage

- Suitable for front and rear wipers with the washing fluid hose passing through the hub.
- All components available as replacement parts, time-saving order process thanks to numbering system.
- A tube of KUKKO special grease included for pressure spindle.
- Product video on the product can be opened.

Art.-No.		 mm	 mm
128-F-SW	-971242	60	50

Universal wiper arm puller

ST

For pulling tight-fitting, rusted and deep-set windscreen washer jaws.

142








Description

- The one-piece bell-shaped design fits on all VW, Audi, Seat, Skoda and other models.
- Shaped for optimal fit with all commonly used types of wiper jaws.

Advantage

- Windshield wiper jaws can be pulled without removing the bonnet.
- The threaded spindles are guided by a movable bush, which allow the puller to be fitted to the edge of the arm at the start and in the middle at the end of the removal process.
- Special threads enable especially high pulling forces.
- Solid, single-piece milled body for high strength.
- No damage to wiper arm, shaft, etc.

Art.-No.		 mm	 mm	 mm	 mm
142-1	-555572	15	64,5	2,5	47,5
142-2	-555602	23,5	65	3	48
142-3	-555619	15	46	2,5	29
142-4	-555626	26,5	30	5	16

Universal wiper arm puller sets

ST

General purpose set used for pulling tight-fitting, rusted and deep-set windscreen washer jaws.

K-142



K-142-4



K-142-6













Description

- The one-piece bell-shaped design fits on all VW, Audi, Seat, Skoda and other models.
- Shaped for optimal fit with all commonly used types of wiper jaws.
- Instructions on the cover.
- Secure storage in special foam.
- Mechanical pressure screw.

Advantage

- Windshield wiper jaws can be pulled without removing the bonnet.
- The threaded spindles are guided by a movable bush, which allow the puller to be fitted to the edge of the arm at the start and in the middle at the end of the removal process.
- Special threads enable especially high pulling forces.
- Solid, single-piece milled body for high strength.
- No damage to wiper arm, shaft, etc.


Art.-No.		 mm	 mm	 mm	 mm	 mm	 mm		Stück pieces
K-142/4	-039232	60	50	15 - 26,5	30 - 64,5	2,5 - 5	16 - 47,5		4
K-142/6	-039249	60	50	15-26,5	30-64,5	2,5-5	16-48		8







2-arm puller

ST

20



Art.-No.	 4021176	 mm	 mm	 mm	max. t
20-10-V	-907944	120	100	17	4,5

Spring compressor

ST

For removing battery terminals.

48





Description

- One-hand automatic system.
- Thin pulling hooks.
- Automatic self-tensioning and self-centering pulling hooks auto grip.
- Two-arm design for space-saving operation.
- Mechanical pressure screw.

Advantage

- The one-hand automatics allow for safe work even in tight spaces.
- The thin pulling hooks are suitable for narrow, difficult-to-access locations.
- A tube of KUKKO special grease included for pressure spindle.
- Product video on the product can be opened.

Art.-No.	 4021176	 mm	 mm
48	-170539	60	40

2-arm puller „Cobra“ for inner races with side clamp

ST

For safe and simple disassembly of the bearing inner race.

204-V









Description

- Adapter fits on all common axial holes, e.g. on VAG and other models.
- Puller hooks are specially hardened and smoothed.
- Clamps increase the pressure of the hooks significantly.
- Milled thread treated with special coating.
- Strong design, high performance and long service life.

Advantage

- No cut-off grinding, chiselling or hammering required.
- Safe, fast and efficient disassembly.
- Flat inner races are disassembled without any problems.
- All components available as replacement parts, time-saving order process thanks to numbering system.
- A tube of KUKKO special grease included for pressure spindle.

Art.-No.	 4021176	 mm	 inch	 mm	 inch	 mm
204-V	-974533	90	3 17/16	100	3 15/16	22

01
02
03
04
05
06
07
08
09
10
11
12



Puller for cam wheels (VW/Audi)

ST

For removing the spoke camshaft sprockets.

118




Description

- Four special pulling claws.
- Mechanical pressure screw.
- Milled thread treated with special coating.
- Strong design, high performance and long service life.

Advantage

- Spindle head band prevents the wrench from slipping off.
- All components available as replacement parts, time-saving order process thanks to numbering system.
- A tube of KUKKO special grease included for pressure spindle.
- Product video on the product can be opened.

Art.-No.		für for
118-0	-860904	TDI (4-6-8 Zyl., V6, V8
118-1	-989636	FSI; 2 Liter

Tools for exhaust systems

ST

For head-controlled motors.

103




103-1

103-2

103-3

Description

- Item 103-1 designed with straight claws.
- Item 103-2 and 103-3 designed with straight and curved claws.
- Item 103-3 for used in large cars and delivery vans.

Art.-No.		 mm
103-1	-022876	60 - 230
103-2	-022951	40 - 230
103-3	-023378	115 - 290

Clipping device for fluid hoses

ST

116



Art.-No.		Ø mm
116-20	-971631	5-20

2-jaw puller for vibration dampers with quick adjusting jaws

ST

124





hydraulic
TECHNOLOGY

Description

- Pulling hook with quick adjusting capability quick adjust.
- Pulling hooks with infinite adjustment on the cross-beam.
- Two-arm design for space-saving operation.
- Parallel pulling hooks in every position, even with full load.
- Mechanical pressure screw.

Advantage

- Can be installed on various pulling hooks.
- Variable reach thanks to jaw extensions, available up to a puller size of -20.
- Spindle head band prevents the wrench from slipping off.
- Cross-beam with hexagonal profile for good grip.
- Suitable for pulling asymmetric workpieces.

Art.-No.		 mm	Bezeichnung description
124-20-A	-985140	200	VW T4; VAG Transporter (96)
124-20-B	-985157	225	VW T4; VAG Transporter (96)
124-20-U	-985164	45 - 200	universal



Passenger car V-belt pulley set for all passenger car types

ST

For multi-grooved pulleys up to 195 mm diameter.

124-K






Description

- Two-arm design for space-saving operation.
- Parallel pulling hooks in every position, even with full load.
- Mechanical pressure screw.
- Milled thread treated with special coating.
- Strong design, high performance and long service life.

Advantage

- Spindle head band prevents the wrench from slipping off.
- All components available as replacement parts, time-saving order process thanks to numbering system.
- A tube of KUKKO special grease included for pressure spindle.

Art.-No.		 mm	 mm
124-K	-736841	195	68 - 88

Detaching tool for car-door inside panel

ST

134






Description

- 2-component handle.

Advantage

- Practical tool for professional removal of vehicle trim.



Art.-No.		 mm	 mm
134	-975981	175	285

Deflection tool for injectors

ST

230-I



Art.-No.		 mm	für for
230-I	-977626	280	MB CDI

Extractor with self-centering jaws

ST

For safe and damage-free removal of plugged hub caps, wheel covers, dust and grease covers.

225



AUTOGRIP
TECHNOLOGY






Description

- The quick-release lock allowed a fast replacement of the jaws.

Advantage

- Particularly suitable for narrow grooves on dust and grease covers.
- The extractor can be combined with the KUKKO counterstay 22-2 and with slide hammer 22-0-1.

Art.-No.		 mm	 mm
225-SK	-324215	65	225



Chain splitting and riveting tool

ST

For splitting and riveting single strand roller chains.

59







Description

- 14-parts for single strand roller chains per DIN 8187 and a bolt diameter of 3.28 – 5.72 mm, for splitting and riveting of single strand chains, e.g. for motorcycles
- For single strand roller chains per DIN 8187 and a bolt diameter of 3.28 – 5.72 mm
- The frame of the motorcycle (frame, swing arm) often makes it necessary to separate the chain directly on the vehicle. Use of „inappropriate“ tools such as screwdrivers or something similar is very likely to result in injury.

Advantage

- Set includes a pressure adapter to properly adjust the distance of the riveting bolts. This ensures there is never too much pressure on the chain during attachment.

Art.-No.	 4021176	 mm		Stück pieces	
K-59-1/14	-000461	3,28 - 5,72	59-1, 59-1-1, 59-1-2, 58-1	14	i-Boxx

Steering head bearing fitting tool kit

ST

For installation of steering head bearings on motorcycles

71-M











Description

- Set is suitable for all motorcycles.
- The following are also included in the set: 1 sealing grip device for hoses.
- Specifically intended for the mounting of the steering head bearing.
- Kit in the tried-and-tested KUKKO-L-Boxx-System.
- Instructions and conversion table in the cover.

Advantage

- The special shape of the impact ring allows for the power to be transmitted only to the internal ring during pressing or hammering of the tapered roller bearing.
- This means that the bearing cage will not be destroyed.
- The combination of impact ring and impact sleeve required for the installation of the ball bearing can be found in the table inside the case cover.
- The axes, bearing casings and gaskets of the bearing will not be damaged.
- The impact rings have a rubber ring and ensure locking at the impact hose.

Art.-No.	 4021176	 mm	 inch	 mm	 inch	 mm	 inch	 St./pcs.
71-M	-772788	25 - 35	1 - 1 3/8	32	1 1/4	360	14 3/16	4

Inductive heater

ST

For the maintenance and servicing of alternators and ignition systems.

98






98-1

98-2



Description

- Mechanical pressure screw.
- Milled thread treated with special coating.
- Strong design, high performance and long service life.

Art.-No.			 L mm
98-1	-433719	M27x1,0	55
98-2	-433733	M26x1,5; M22x1,5	55

Bolt hole puncher

ST

For uniform, deformation-free punching of sheet metal, such as steel, V2A, copper and aluminum.

121





Description

- Guaranteed long service life
- Material thickness up to max. 4 mm
- Special grade tool steel, burnished
- Strong design, high performance and long service life.

Advantage

- Ideal for hard to reach places, such as in switch cabinets, junction boxes, instrument panels, sinks basins, vehicle bodies

Art.-No.		 Ø mm
121-182	-831379	18,2
121-184	-403163	18,4
121-190	-079092	19
121-200	-202544	20
121-225	-202575	22,5
121-260	-831386	26
121-266	-403187	26,6
121-319	-403194	31,9
121-326	-403200	32,6
121-389	-403224	38,9
121-186	-058745	18,6
121-265	-058752	26,5
121-282	-079757	28,2
121-293	-058776	29,3





Ball joints extractors

Kugelgelenk-Ausdrücker

10

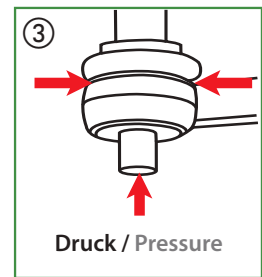
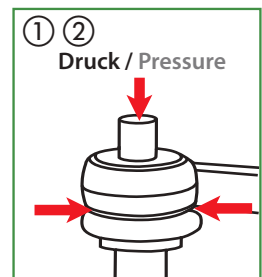
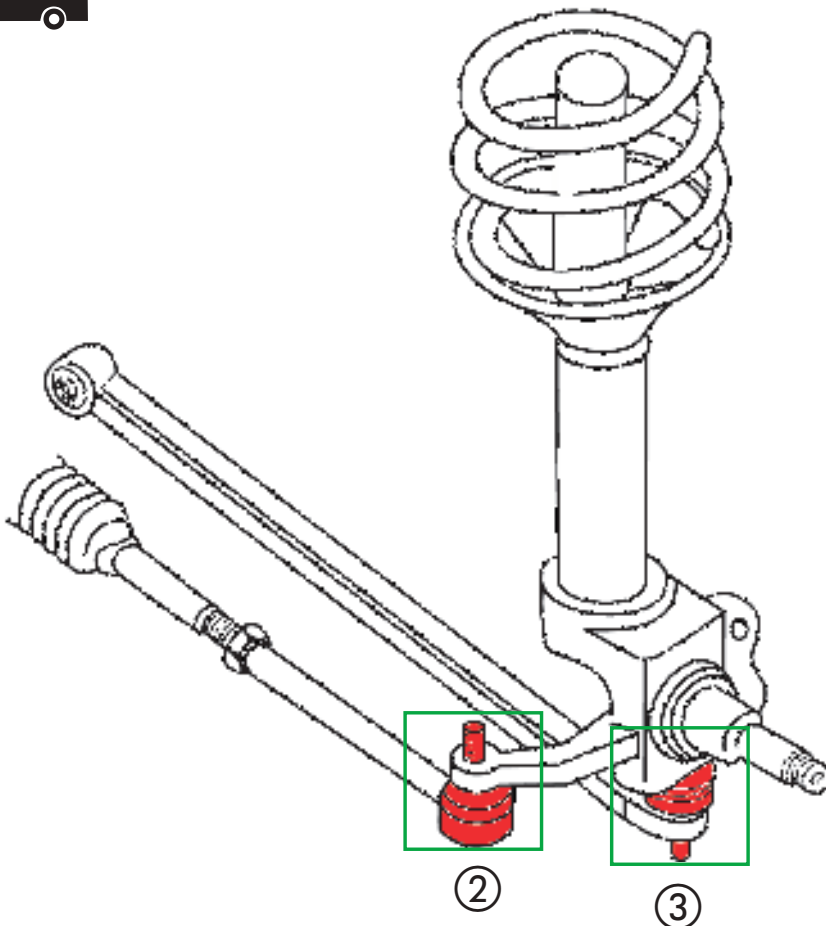
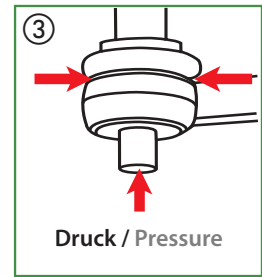
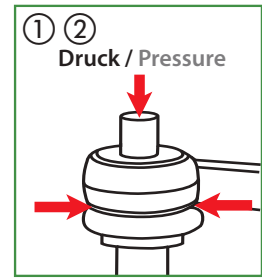
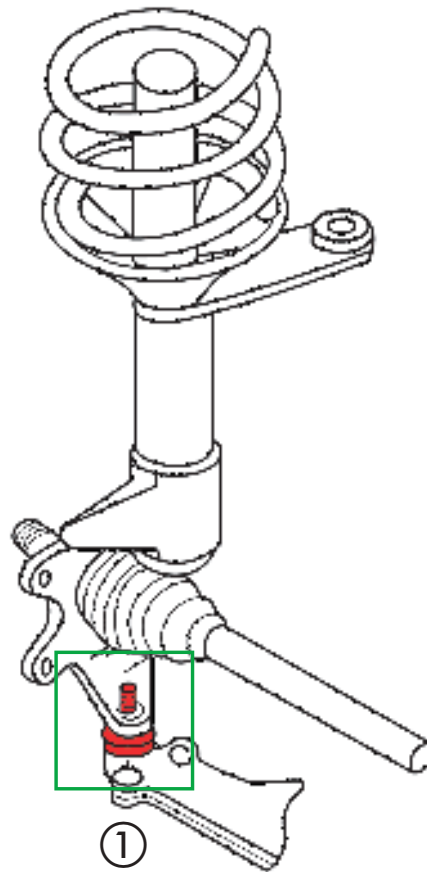
Ball joint extractor guide.....	158
Kugelgelenk-Ausdrücker-ABC	
Ball joint extractors.....	160
Kugelgelenk-Ausdrücker	
Pressure piece kit for universal press frame...	168
Druckstücksätze für Universal Pressrahmen	
Spreader for wheel bearing housing.....	169
Aufspreizer für Federbein- und Lenkungsteile	

01
02
03
04
05
06
07
08
09
10
11
12






Ball joint extractor guide





Ball joint extractor guide



- 01
- 02
- 03
- 04
- 05
- 06
- 07
- 08
- 09
- 10
- 11
- 12



Ball joint extractor

ST

For extracting ball pins when dismantling ball joints, track-rod ends on track rods.

127






Description

- Made from sturdy, alloyed, hardened and tempered steel, gun-metal finished.
- Milled thread treated with special coating.
- Strong design, high performance and long service life.
- Safety label to ensure protection of intellectual property.

Advantage

- All components available as replacement parts, time-saving order process thanks to numbering system.
- A tube of KUKKO special grease included for pressure spindle.
- Product video on the product can be opened.

Art.-No.		 mm	 mm	für for
127-2	-123290	33	58	Porsche Cayenne 03/2010<; VW Touareg 2003>; Seat Ibiza 2008>; Seat Leon 2013>
127-3	-981784	34	63	VW Touareg, Bj. 2003-2009; Mercedes Sprinter; VW-LT 1998; Fiat Ducato 1994;
127-4	-123306	37	58	VW Touareg, ab Bj. 2010; Audi Q7 ab Bj. 2007;

Ball joint extractors

ST

For extracting ball pins when dismantling ball joints, track-rod ends on track rods.

128








Description

- Made from sturdy, alloyed, hardened and tempered steel, galvanized.
- Milled thread treated with special coating.
- Strong design, high performance and long service life.
- Safety label to ensure protection of intellectual property.

Advantage

- All components available as replacement parts, time-saving order process thanks to numbering system.
- A tube of KUKKO special grease included for pressure spindle.
- Product video on the product can be opened.

Art.-No.		 mm	 mm	 mm	 mm
128-1	-024108	18	38	36	17
128-2	-024283	23	48	45	17
128-3	-024368	29	60	60	19

Ball joint extractor

ST

For extracting ball pins when dismantling ball joints, track-rod ends on track rods.

128








Description

- Made from sturdy, alloyed, hardened and tempered steel, galvanized.
- Milled thread treated with special coating.
- Strong design, high performance and long service life.
- Safety label to ensure protection of intellectual property.

Advantage

- All components available as replacement parts, time-saving order process thanks to numbering system.
- A tube of KUKKO special grease included for pressure spindle.
- Product video on the product can be opened.

Art.-No.		 mm	 mm	 mm	 mm
128-4	-024443	40	106	76	24
128-5	-024511	50	106	76	24



Adjustable ball joint extractors lever type for passenger-cars

ST

For extracting ball pins when dismantling ball joints, track-rod ends on track rods, for passenger cars and light delivery vehicles.

129






Description

- Made from sturdy, alloyed, hardened and tempered steel, galvanized.
- Milled thread treated with special coating.
- Strong design, high performance and long service life.
- Safety label to ensure protection of intellectual property.

Advantage

- Clamping width can be increased by simple conversion.
- All components available as replacement parts, time-saving order process thanks to numbering system.
- A tube of KUKKO special grease included for pressure spindle.
- Product video on the product can be opened.

Art.-No.		 mm	 mm	für for
129-0	-410536	20	50	universal
129-0-25	-989667	25	50	VAG, Universal, kleinere Modelle
129-0-29	-989674	29,5	50	Polo (02), Golf (04/05), Caddy, A 2 (01), A 6(98), A 8 (94), Passat (06), TT (99), Touran (04), LT (97)u.a.
129-0-DC-1	-923920	20	50	Mercedes C, E
129-0-DC-2	-923647	20	50	Smart

Universal adjustable ball joints extractors

ST

For extracting ball pins when dismantling ball joints, track-rod ends on track rods, in passenger vehicles.

129-25






Description

- Made from sturdy, alloyed, hardened and tempered steel, galvanized.
- Milled thread treated with special coating.
- Strong design, high performance and long service life.
- Safety label to ensure protection of intellectual property.

Advantage

- Clamping width can be increased with simple 3-level conversion.
- All components available as replacement parts, time-saving order process thanks to numbering system.
- A tube of KUKKO special grease included for pressure spindle.
- Product video on the product can be opened.

Art.-No.		 mm	 mm	für for
129-25	-967924	19	24 -30 40 - 45	universal, auch für italienische PKW-Typen

Fork separators

ST

To loosen ball bearing joints wedged into the cone seat, for loosening steering column levers, for disassembly of shock absorbers and for other separation projects of all kinds.

135




Description

- Made from sturdy, alloyed, hardened and tempered steel, galvanized.
- Strong design, high performance and long service life.
- Safety label to ensure protection of intellectual property.

Advantage

- Universal application.

Art.-No.		 mm
135-1	-024856	18
135-2	-024931	23
135-3	-025013	29
135-4	-025198	39
135-5	-220531	45



Adjustable ball joint extractors lever type for passenger cars and light commercial vehicles

ST

For extracting ball pins when dismantling ball joints, track-rod ends on track rods, for passenger cars and light delivery vehicles.

129-1






Description

- Made from sturdy, alloyed, hardened and tempered steel, galvanized.
- Milled thread treated with special coating.
- Strong design, high performance and long service life.
- Safety label to ensure protection of intellectual property.

Advantage

- Continuously adjustable clamping widths.
- All components available as replacement parts, time-saving order process thanks to numbering system.
- A tube of KUKKO special grease included for pressure spindle.
- Product video on the product can be opened.

Art.-No.	 4021176	 mm	 mm	für für
129-1	-024696	18-22	50	universal
129-1-B-1	-923654	30	50	BMW

Adjustable ball joint extractors lever type, for all passenger cars, commercial vehicles and medium-sized trucks

ST

For extracting ball pins when dismantling ball joints, track-rod ends on track rods, universal use for passenger cars, delivery vehicles and medium-sized commercial goods vehicles.

129-2








Description

- Made from sturdy, alloyed, hardened and tempered steel, galvanized.
- Milled thread treated with special coating.
- Strong design, high performance and long service life.
- Safety label to ensure protection of intellectual property.

Advantage

- Universal application thanks to three jaw widths.
- Continuously adjustable clamping widths.
- All components available as replacement parts, time-saving order process thanks to numbering system.
- A tube of KUKKO special grease included for pressure spindle.
- Product video on the product can be opened.

Art.-No.	 4021176	 mm	 mm	 mm	 mm	für für
129-2	-024771	16	22	32	70	universal

Adjustable ball joint extractors lever type, special model for passenger cars with aluminium chassis

ST

For extracting ball pins when dismantling ball joints, track-rod ends on track rods, especially for passenger cars with aluminium chassis.

129-3-A






Description

- Made from sturdy, alloyed, hardened and tempered steel, galvanized.
- Milled thread treated with special coating.
- Strong design, high performance and long service life.
- Safety label to ensure protection of intellectual property.

Advantage

- Simple adjustment of clamping depths thanks to spring mechanism.
- Continuously adjustable clamping widths.
- All components available as replacement parts, time-saving order process thanks to numbering system.
- A tube of KUKKO special grease included for pressure spindle.
- Product video on the product can be opened.

Art.-No.	 4021176	 mm	 mm	für für
129-3-A	-803178	30	65	ALU
129-3-A-32	-989681	32	65	ALU-Fahrwerke, A 8 ab 03 (hinten)
129-3-A-34	-989698	34	65	ALU-Fahrwerke, A 8 ab 03 (vorne)



Adjustable ball joint extractors lever type, universal for medium-sized and heavy trucks, busses and construction vehicles

ST

For extracting ball pins when dismantling ball joints, track-rod ends on track rods, for medium heavy goods vehicles, busses and construction vehicles.

129-3/-4






Description

- Made from sturdy, alloyed, hardened and tempered steel, galvanized.
- Milled thread treated with special coating.
- Strong design, high performance and long service life.
- Safety label to ensure protection of intellectual property.

Advantage

- Better haptics through modern and ergonomic design.
- Self-alignment of the opposite legs by concave pressure spindle rails.
- Thanks to the pressure spindle adapters (screw adapter), an upgrade is possible at any time with the hydraulic spindle 800 to the hydraulic socket joint ejector element.
- Simple adjustment of clamping depths thanks to spring mechanism.
- Continuously adjustable clamping widths.

Art.-No.				für for
129-3	-270949	31 mm	70 mm	mittlere LKW, Busse, Baufahrzeuge
129-4	-271021	40 mm	85 mm	schwere LKW, Busse, Baufahrzeuge

Ball joints extractor with short hydraulic spindle

ST

For extracting particularly tight ball pins when dismantling ball joints, track-rod ends on track rods, for medium-sized heavy goods vehicles, busses and construction vehicles.

129-H






Description

- Made from sturdy, alloyed, hardened and tempered steel, galvanized.
- Lubricating hydraulics.
- Hydraulic spindle and mechanical spindle.
- Milled thread treated with special coating.
- Strong design, high performance and long service life.

Advantage

- Simple adjustment of clamping depths thanks to spring mechanism.
- Little force required for a strong pulling performance.
- Piston functions on the axis and does not turn in the hydraulic spindle.
- Spindle head band prevents the wrench from slipping off.
- All components available as replacement parts, time-saving order process thanks to numbering system.

Art.-No.				max. t	für for	mit with
129-3-H	-803253	31 mm	70 mm	10	mittlere LKW, Busse, Baufahrzeuge	800
129-4-H	-803666	40 mm	85 mm	15	schwere LKW, Busse, Baufahrzeuge	801

01
02
03
04
05
06
07
08
09
10
11
12



Adjustable ball joint extractors for heavy trucks

ST

For extracting tight-fitting ball pins when dismantling ball joints, track-rod ends on track rods, for medium-sized heavy goods vehicles, buses and construction vehicles.

129-5



Description

- Made from sturdy, alloyed, hardened and tempered steel, galvanized.
- Milled thread treated with special coating.
- Strong design, high performance and long service life.
- Safety label to ensure protection of intellectual property.

Advantage

- Clamping width can be increased by simple conversion.
- All components available as replacement parts, time-saving order process thanks to numbering system.
- A tube of KUKKO special grease included for pressure spindle.
- Product video on the product can be opened.

Art.-No.				für for
	4021176	mm	mm	
129-5	-865084	36	70	mittlere und schwere LKW, Busse, Bau- und Sonderfahrzeuge

Adjustable ball joint extractors with hydraulic ram for heavy trucks

ST

For extracting particularly tight-fitting ball pins when dismantling ball joints, track-rod ends on track rods, for heavy goods vehicles, buses and construction vehicles.

129-5-H



Description

- Made from sturdy, alloyed, hardened and tempered steel, galvanized.
- Lubricating hydraulics.
- Hydraulic spindle.
- Milled thread treated with special coating.
- Strong design, high performance and long service life.

Advantage

- Little force required for a strong pulling performance.
- Piston functions on the axis and does not turn in the hydraulic spindle.
- Spindle head band prevents the wrench from slipping off.
- All components available as replacement parts, time-saving order process thanks to numbering system.
- A tube of KUKKO special grease included for pressure spindle.

Art.-No.				für for	max.
	4021176	mm	mm		t
129-5-H	-865091	36	70	mittlere und schwere LKW, Busse, Bau- und Sonderfahrzeuge	15

Tie and connection rod joint puller for heavy trucks

ST

Used for extracting ball pins when dismantling ball joints on push and tie rods.

129-5-45



Description

- High performance is guaranteed by the extra-powerful design of the basic body and reinforced fork.
- The central spindle can be used to preload and adjust the extractor.
- Drive and central spindle of 2 different lengths.
- Suitable for the following motor vehicle types
- Mercedes Benz: ACTROS, ATEGO over 18 tonnes, SKO 405, -N,-GN (low-floor buses)

Advantage

- This extractor can be used both mechanically and with a hydraulic cylinder Series 129-5-45-H.
- Depending on the positioning requirements, the mechanical drive spindle can be converted for operation from above or below.
- All components available as replacement parts, time-saving order process thanks to numbering system.
- A tube of KUKKO special grease included for pressure spindle.
- Product video on the product can be opened.

Art.-No.				für for
	4021176	mm	mm	
129-5-45	-333316	35 - 45	120	schwere LKW's, Busse, Niederflurbusse von DAF, IVECO, MAN, Mercedes, Renault, Scania, Volvo
129-5-50	-123313	50	120	schwere LKW's, Busse, Niederflurbusse von DAF, IVECO, MAN, Mercedes, Renault, Scania, Volvo



Tie and connecting rod joint puller with hydraulic lift cylinder

ST

Used for hydraulic extraction of ball pins when dismantling ball joints on push and tie rods.

129-5-45-H






Description

- High performance is guaranteed by the extra-powerful design of the basic body and reinforced fork.
- Heavy duty version for hydraulic extraction and separation of the ball joints on the connecting rods and steering tie rods.
- Hydraulic cylinder.
- Milled thread treated with special coating.
- Strong design, high performance and long service life.

Advantage

- The hydraulic extractors (129-5-45-H10 and 129-5-45- H20) are driven by a hydraulic cylinder, which ensures controlled and safe operations.
- They use the entire performance range of the puller, well beyond the possibilities of a mechanical pressure screw.

Art.-No.		 mm	 mm	max. t	für for
129-5-45-H10	-333361	35 - 45	120	10	schwere LKW's, Busse, Niederflrbusse von DAF, IVECO, MAN, Mercedes, Renault, Scania, Volvo
129-5-45-H20	-333422	35 - 45	120	20	schwere LKW's, Busse, Niederflrbusse von DAF, IVECO, MAN, Mercedes, Renault, Scania, Volvo
129-5-50-H10	-000317	50	120	10	schwere LKW's, Busse, Niederflrbusse von DAF, IVECO, MAN, Mercedes, Renault, Scania, Volvo
129-5-50-H20	-000324	50	120	20	schwere LKW's, Busse, Niederflrbusse von DAF, IVECO, MAN, Mercedes, Renault, Scania, Volvo
129-5-50-H10	-00317	50	120	10	schwere LKW's, Busse, Niederflrbusse von DAF, IVECO, MAN, Mercedes, Renault, Scania, Volvo
129-5-50-H20	-000324	50	120	20	schwere LKW's, Busse, Niederflrbusse von DAF, IVECO, MAN, Mercedes, Renault, Scania, Volvo

TIP:



Not included in the delivery are the hydraulic pump YHP-320 and the hose YF-200. These are needed to operate the puller!

Tie and connecting rod joint puller with hydraulic lift cylinder

ST

Used for hydraulic extraction of ball pins when dismantling ball joints on connecting and steering tie rods, especially, for trucks and low-floor buses.

129-36






Description

- High performance is guaranteed by the extra-powerful design of the basic body and reinforced fork.
- Heavy duty version for hydraulic extraction and separation of the ball joints on the connecting rods and steering tie rods.
- The low design is especially well-suited for low-floor buses as supplied by MAN, Mercedes Benz, CITARO and others.
- Hydraulic cylinder.
- Strong design, high performance and long service life.

Advantage

- The hydraulic extractors are driven by a hydraulic cylinder, which ensures controlled and safe operations.
- They use the entire performance range of the puller, well beyond the possibilities of a mechanical pressure screw.

Art.-No.		 mm	 mm	max. t	für for	Bezeichnung description
129-36-H	-222894	36	60	10	schwere LKW's, Niederflrbusse, speziell Citaro	
129-36	-865077	36	60	-	schwere LKW's, Niederflrbusse, speziell Citaro	Grundgerät / basic device



Ball joint extractors

ST

For extracting ball pins when dismantling ball joints, track-rod ends on track rods, commercial vehicle sector.

128-G







Description

- Made from sturdy, alloyed, hardened and tempered steel, gun-metal finished.
- Milled thread treated with special coating.
- Strong design, high performance and long service life.
- Safety label to ensure protection of intellectual property.

Advantage

- All components available as replacement parts, time-saving order process thanks to numbering system.
- A tube of KUKKO special grease included for pressure spindle.
- Product video on the product can be opened.

Art.-No.	 4021176	 mm	 mm	 mm
128-G-3	-831324	30	6,5	19
128-G-4	-831331	39	8,0	24

Hydraulic bell-shaped drop arm puller

ST

With lubricated hydraulics.

128-G






Description

- Made from sturdy, alloyed, hardened and tempered steel, gun-metal finished.
- Lubricating hydraulics.
- Hydraulic spindle.
- Milled thread treated with special coating.
- Strong design, high performance and long service life.

Advantage

- Little force required for a strong pulling performance.
- Piston functions on the axis and does not turn in the hydraulic spindle.
- Spindle head band prevents the wrench from slipping off.
- All components available as replacement parts, time-saving order process thanks to numbering system.
- A tube of KUKKO special grease included for pressure spindle.

Art.-No.	 4021176	 mm	 mm	max. t
128-G-6-H15	-341724	58	10	15

Ball joints extractor for trucks „Universal“

ST

For extracting particularly tight-fitting ball pins when dismantling ball joints, track-rod ends on track rods, for heavy goods vehicles, buses and construction vehicles. To loosen ball pin joints chocked in the conical lug.

129-6





Description

- Made from sturdy, alloyed, hardened and tempered steel, gun-metal finished.
- Milled thread treated with special coating.
- Strong design, high performance and long service life.
- Safety label to ensure protection of intellectual property.

Advantage

- Universal application as the delivery scope includes three different separator jaws.
- All components available as replacement parts, time-saving order process thanks to numbering system.
- A tube of KUKKO special grease included for pressure spindle.
- Product video on the product can be opened.

Art.-No.	 4021176	 mm	für for
129-6	-971662	24 - 32 - 47	schweres Werkstattmodell



Hydraulic hand pump, gauge and hoses

HY

YHP



YHP-326



YHP-320



YF-200









YM-235

Description

- All components available as replacement parts, time-saving order process thanks to numbering system.
- Product video on the product can be opened.

Advantage

- Strong design, high performance and long service life.
- Safety label to ensure protection of intellectual property.

Art.-No.		 bar	 cm ³	 mm	max. t		
YHP-320	-045721	700	900	23	50	YF-200, YM-235	
YHP-321	-111198	700	900	23	50	-	YHP-320, YF-200
YHP-324	-045806	700	900	23	50	-	YHP-320, YM-235
YHP-325	-045981	700	900	23	50	-	YHP-320, YF-200, YM-235
YHP-326	-046483	700	900	23	50	-	YHP-325
YF-200	-045646	2 m Schlauch				YHP-320	-
YM-235	-157769	700 bar Manometer				YF-200, YHP-320	-
YGA-2	-458644	Adapter					

Universal press frame for silent bushings

ST

For replacing bearings on front and rear axles without dismantling the axle, e.g. silent bearings, hydraulic supports, plastic bearings, supporting joints, absorber rubber.

880




Description

- Series is built on a modular system.
- Easy-to-replace individual components that can be combined in a number of different ways.
- Milled thread treated with special coating.

Advantage

- Pressure pad sets available for a variety of vehicle types.
- Little force required for a strong pulling performance.
- Piston functions on the axis and does not turn in the hydraulic spindle.
- Spindle extensions enable the unit to be adjusted quickly to a range of different requirements.

Art.-No.		max. t	mit with
880-800	-433689	10	800
880-801	-433696	15	801
880-802	-433702	20	802



Pressure piece kits for universal press frame

ST

880




Description

- Strong design, high performance and long service life.
- Safety label to ensure protection of intellectual property.

Advantage

- Pressure pad sets available for a variety of vehicle types.

Art.-No.	 4021176	für for	Stück pieces
880-114	-433610	DB W124; 201; 129	3
880-137	-433627	BMW (3er); E36	4
880-144	-433634	VW T4 (92)	4
880-147	-433658	VW LT; DB Sprinter	4

Spreader for wheel bearing housing

ST

For the safe and completely risk-free spreading of wheel bearing housing.

145









Description

- Mechanical pressure screw.
- Milled thread treated with special coating.
- Ball bearing mounted nut.
- Instructional video can be opened directly on the tool using the QR code.
- Strong design, high performance and long service life.

Advantages

- For example, the spreader has a fixed hinge and is firmly attached to a control arm after installation so that the assembly and disassembly of the strut can be accomplished with no additional effort in one job step.
- The design facilitates compliance with the expansion force specified by the automotive industry by means of a ball bearing mounted nut.
- In particular, for very close and difficult space conditions, the small and maneuverable tool is a problem solver in every workshop.
- It is impossible for the tool to slip thanks to the screw connection on the control arm or supporting rod.
- The use of chisels, screwdrivers, or complicated special solutions is not necessary.

Art.-No.	 4021176	 mm	 mm	 mm	 mm
145-2	-123337	17	95	5	59,5
145-3	-001420	19	90	5	70



01
02
03
04
05
06
07
08
09
10
11
12





Hydraulics

Hydraulik

11

Hydraulic 2-jaw puller with swiveling jaws and accessories.....	172
Hydraulische 2-armiger Abzieher mit schwenkbaren Abzughaken und Zubehör	
Hydraulic 3-jaw pullers with swiveling jaws and accessories.....	176
Hydraulische 3-armige Kombi-Abzieher mit schwenkbaren Abzughaken und Zubehör	
Hydraulic push/pulling device with hydraulic hollow ram and accessories.....	177
Hydraulische Abziehvorrichtungen für Innenauszieher- und Trennvorrichtungen sowie Zubehör	
Hydraulic hollow ram.....	180
Hydraulische Zylinder	
Pressure pads.....	181
Druckstücke	
Mobile hydraulic puller.....	182
Mobile Hydraulik-Abzieher	
Protective tars.....	186
Unfallschutzplane	
Hydraulic push/pull device sets.....	187
Hydraulische Abziehersätze	

01
02
03
04
05
06
07
08
09
10
11
12






Hydraulic 2-jaw puller with swiveling jaws, with hydraulic hollow ram for pump drive

HY

For removing particularly large and tight bearings, gears, discs, etc.

Y-205






Description

- Hydraulic hollow ram.
- 2-jaw puller
- Rotating puller hook.
- Strong design, high performance and long service life.

Advantage

- Universal application thanks to adjustable clamping depths.
- The larger the pulling force, the stronger the puller hook's grip on the workpiece to be removed.
- All components available as replacement parts, time-saving order process thanks to numbering system.
- Product video on the product can be opened.

Art.-No.				max.	max.
	4021176	mm	mm	bar	t
Y28-205	-036088	420	300	525	15
Y38-205	-037078	700	520	580	25
Y58-205	-038068	1000	700	525	45

Hydraulic 3-jaw puller with swiveling jaws, with hydraulic hollow ram for pump drive

HY

For removing particularly large and tight bearings, gears, discs, etc.

Y-206






Description

- Hydraulic hollow ram.
- 3-arm puller
- Rotating puller hook.
- Strong design, high performance and long service life.

Advantage

- Universal application thanks to adjustable clamping depths.
- The larger the pulling force, the stronger the puller hook's grip on the workpiece to be removed.
- All components available as replacement parts, time-saving order process thanks to numbering system.
- Product video on the product can be opened.

Art.-No.				max.	max.
	4021176	mm	mm	bar	t
Y28-206	-036248	500	300	700	20
Y38-206	-037238	900	520	700	30
Y58-206	-038228	1200	700	580	50



Hydraulic wheel-puller sets

HY

For removal of particularly large and tight bearings, gears, discs, etc. in industry and commercial vehicles.

Y-56








Description

- Large range for use in industry, commercial vehicles and farm machinery.
- Hydraulic hollow ram.
- Hydraulic hand pump, gauge and hoses.
- 2- and 3-jaw pullers.

Advantage

- Arranged and space-efficient custody in the metal case.
- All components available as replacement parts, time-saving order process thanks to numbering system.
- Product video on the product can be opened.

Art.-No.	 4021176	 mm	 mm	 max. t	 max. t
Y28-256	-036811	500	300	15	20
Y38-356	-037801	900	520	25	30
Y58-556	-038631	1200	700	45	50

Hydraulic hand pump, gauge and hoses

HY

For use with pullers in the Kukko line of hydraulic products.

YHP



YHP-326



YHP-320



YF-200









YM-235

Description

- All components available as replacement parts, time-saving order process thanks to numbering system.
- Product video on the product can be opened.

Advantage

- Strong design, high performance and long service life.
- Safety label to ensure protection of intellectual property.

Art.-No.	 4021176	bar	 oil cm ³	 mm	max. t			
YHP-320	-045721	700	900	23	50	-	YF-200, YM-235	-
YHP-321	-111198	700	900	23	50	YHP-320, YF-200	-	-
YHP-324	-045806	700	900	23	50	YHP-320, YM-235	-	-
YHP-325	-045981	700	900	23	50	YHP-320, YF-200, YM-235	-	-
YHP-326	-046483	700	900	23	50	YHP-325	-	Metall
YF-200	-045646	2 m Schlauch			-	-	YHP-320	-
YM-235	-157769	700 bar Manometer			-	-	YF-200, YHP-320	-
YGA-2	-458644	Adapter			-	-	-	-



Accessories for hydraulic pullers

HY

For use with pullers in the Kukko line of hydraulic products.

Y205/206



Y205-00
Y305-00
Y505-00

Y205-20
Y305-20
Y505-20



Y205-30
Y305-30
Y505-30

Description

- All components available as replacement parts, time-saving order process thanks to numbering system.
- A tube of KUKKO special grease included for pressure spindle.
- Product video on the product can be opened.

Advantage

- Strong design, high performance and long service life.
- Safety label to ensure protection of intellectual property.

Art.-No.		Bezeichnung description	max. t	
Y205-00	-273759	Abzughaken mit Laschen, Schrauben und Muttern	20	Y20-205, Y20-206, Y28-205, Y28-206
Y205-20	-038976	2-Arm Traverse / 2-jaw cross-beam	20	Y20-205, Y20-206, Y28-205, Y28-206
Y206-30	-039478	3-Arm Traverse / 3-jaw cross-beam	20	Y20-205, Y20-206, Y28-205, Y28-206
Y305-00	-273834	Abzughaken mit Laschen, Schrauben und Muttern	30	Y30-205, Y30-206, Y38-205, Y38-206
Y305-20	-040931	2-Arm Traverse / 2-jaw cross-beam	30	Y30-205, Y30-206, Y38-205, Y38-206
Y306-30	-041433	3-Arm Traverse / 3-jaw cross-beam	30	Y30-205, Y30-206, Y38-205, Y38-206
Y505-00	-273919	Abzughaken mit Laschen, Schrauben und Muttern	50	Y50-205, Y50-206, Y58-205, Y58-206
Y505-20	-042911	2-Arm Traverse / 2-jaw cross-beam	50	Y50-205, Y50-206, Y58-205, Y58-206
Y506-30	-043413	3-Arm Traverse / 3-jaw cross-beam	50	Y50-205, Y50-206, Y58-205, Y58-206

2-jaw puller with swiveling jaws (without hydraulic hollow ram for pump drive)

HY

For removing particularly large and tight bearings, gears, discs, etc.

Y-205






Description

- Strong design, high performance and long service life.
- Safety label to ensure protection of intellectual property.

Advantage

- Universal application thanks to adjustable clamping depths.
- The larger the pulling force, the stronger the puller hook's grip on the workpiece to be removed.
- All components available as replacement parts, time-saving order process thanks to numbering system.

Art.-No.				max. t
		mm	mm	
Y20-205	-035906	420	300	15
Y30-205	-036996	700	520	25
Y50-205	-037986	1000	700	45



3-jaw puller with swiveling jaws (without hydraulic hollow ram for pump drive)

HY

For removing particularly large and tight bearings, gears, discs, etc.

Y-206






Description

- Strong design, high performance and long service life.
- Safety label to ensure protection of intellectual property.

Advantage

- Universal application thanks to adjustable clamping depths.
- The larger the pulling force, the stronger the puller hook's grip on the workpiece to be removed.
- All components available as replacement parts, time-saving order process thanks to numbering system.

Art.-No.	 4021176			max. t
		mm	mm	
Y20-206	-036163	500	300	20
Y30-206	-037153	900	520	30
Y50-206	-038143	1200	700	50

Accessories for hollow rams

HY

For use with pullers in the Kukko line of hydraulic products.

Y18



Y218-10
Y318-10
Y518-10



Y218-11
Y318-11
Y518-11

Description

- All components available as replacement parts, time-saving order process thanks to numbering system.
- A tube of KUKKO special grease included for pressure spindle.
- Product video on the product can be opened.

Advantage

- Strong design, high performance and long service life.
- Safety label to ensure protection of intellectual property.

Art.-No.	 4021176	Bezeichnung description	max.	
			t	
Y218-10	-040368	Handkurbel	20	YRH-202
Y218-11	-040443	Mittelspindel	20	YRH-202
Y318-10	-041761	Handkurbel	30	YRH-302
Y318-11	-041846	Mittelspindel	30	YRH-302
Y518-10	-044243	Handkurbel	50	YRH-603
Y518-11	-044328	Mittelspindel	50	YRH-603



Hydraulic 3-jaw combination puller with swiveling jaws, with hydraulic cylinder for pump drive

HY

For removing particularly large and tight bearings, gears, discs, etc.

Y-208








Description

- Rotating puller hook.
- Strong design, high performance and long service life.
- Safety label to ensure protection of intellectual property.

Advantage

- Combi-pullers can be used as a 3-jaw and 2-jaw puller.
- Universal application thanks to adjustable clamping depths.
- The larger the pulling force, the stronger the puller hook's grip on the workpiece to be removed.
- All components available as replacement parts, time-saving order process thanks to numbering system.
- A tube of KUKKO special grease included for pressure spindle.

Art.-No.						max.	max.
		mm	mm	mm		bar	t
Y08-208	-461774	250	215	125	1 1/2" - 16 UN	700	5
Y18-208	-461699	500	500	250	2 1/4 - 14 UNS		10

3-jaw combination puller with swiveling jaws (without hydraulic cylinder for pump drive)

HY

For removing particularly large and tight bearings, gears, discs, etc.

Y-208







Description

- Rotating puller hook.
- Strong design, high performance and long service life.
- Safety label to ensure protection of intellectual property.

Advantage

- Combi-pullers can be used as a 3-jaw and 2-jaw puller.
- Universal application thanks to adjustable clamping depths.
- The larger the pulling force, the stronger the puller hook's grip on the workpiece to be removed.
- All components available as replacement parts, time-saving order process thanks to numbering system.

Art.-No.					max.
		mm	mm		t
Y05-208	-172366	250	215	1 1/2" - 16UN	5
Y10-208	-172441	500	500	2 1/4 - 14 UNS	10



Hydraulic push/pulling device with hydraulic hollow ram for pump drive

HY

For removing particularly large and tight bearings, gears, discs, etc. using separator blades and internal extractors.

Y-180






Description

- Hydraulic hollow ram.
- Strong design, high performance and long service life.
- Safety label to ensure protection of intellectual property.
- Self-healing corrosion protection KUKKCoating for galvanized parts.

Advantage

- Easy and even pulling for particularly tight parts.
- All components available as replacement parts, time-saving order process thanks to numbering system.
- Product video on the product can be opened.

Art.-No.	 4021176	 mm	 mm	max. bar	max. t
Y28-180	-036408	470	300	525	15
Y38-180	-037498	520	420	580	25
Y58-180	-038488	660	540	405	45

Internal extractors

HY

For extracting inner bearings, bearing outer rings and bushings.

Y-21






Description

- Mechanical pressure screw.
- Milled thread treated with special coating.
- Strong design, high performance and long service life.
- Safety label to ensure protection of intellectual property.

Advantage

- The 2-shell design with extra large grasp edges ensures safe extraction.
- The internal extractors are equipped with an internal safety stop to protect against excess tension and overloading.
- Product video can be opened directly on the tool using the QR code.
- Kukko internal extractors can be combined with counter supports and slide hammers.




Art.-No.	 4021176	 mm	 mm	max. t
Y-221-E	-040856	30 - 180	140	15
Y-321-E	-042836	75 - 230	150	20
Y-521-E	-044656	75 - 230	150	25

Separators for hydraulic push/pull devices

HY

Y-15



Art.-No.	 4021176	 mm	 mm	max. t
Y-215-2	-172106	22 - 115	115	15
Y-215-3	-039546	25 - 155	152	15
Y-215-4	-385629	30 - 200	200	15
Y-315-4	-398186	30 - 200	200	20
Y-315-5	-041501	30 - 250	250	20
Y-515-5	-400063	30 - 250	250	30
Y-515-6	-043581	75 - 330	330	30
Y-515-7	-172281	80 - 420	420	30



Hydraulic push/pull device sets

HY

For separation and internal extraction of particularly large and tight bearings, gears, discs, etc. in industry and commercial vehicles.

Y-18











Description

- Large range for use in industry, commercial vehicles and farm machinery.
- Hydraulic hollow ram.
- Hydraulic hand pump, gauge and hoses.
- Separator blade.
- Internal extractor.

Advantage

- Arranged and space-efficient custody in the metal case.
- All components available as replacement parts, time-saving order process thanks to numbering system.
- Product video on the product can be opened.

Art.-No.								
		mm	mm	mm	mm	max. t	t	max. t
Y28-218	-036651	470	25 - 155	30 - 180	300	15	15	10
Y38-318	-037641	520	30 - 250	75 - 230	420	25	20	20
Y58-518	-038891	660	75 - 330	75 - 230	540	35	30	25

Accessories for hydraulic pulling devices

HY

For use with pullers in the Kukko line of hydraulic products.

Y-18-E



Y218-03
Y318-03
Y518-03



Y218-06-P
Y218-07-P
Y218-08-P
Y318-36-P
Y318-37-P
Y318-38-P
Y518-07-P
Y518-08-P





Y218-33
Y318-33
Y518-33

Description

- All components available as replacement parts, time-saving order process thanks to numbering system.
- A tube of KUKKO special grease included for pressure spindle.
- Product video on the product can be opened.

Advantage

- Strong design, high performance and long service life.
- Safety label to ensure protection of intellectual property.

Art.-No.		Bezeichnung description	max. t	
Y218-03	-039706	Traverse	20	Y20-180, Y28-180
Y218-06-P	-056420	Paar Zugbolzen 240 mm	20	Y20-180, Y28-180
Y218-07-P	-056437	Paar Zugbolzen 420 mm	20	Y20-180, Y28-180
Y218-08-P	-056444	Paar Zugbolzen 570 mm	20	Y20-180, Y28-180
Y218-09-P	-218095	Paar Stützmuttern für Zugbolzen	20	Y20-180, Y28-180
Y218-12-P	-097157	Paar Zugbolzen 115 mm	20	Y20-180, Y28-180
Y218-31-P	-218316	Paar Verbinder für Zugbolzen	20	Y20-180, Y28-180
Y218-33	-040771	Schnellverstellmutter	20	Y20-180, Y28-180
Y318-03	-041686	Traverse (Joch) 30 to.	30	Y30-180, Y38-180
Y318-04	-318047	Satz Befestigungsmaterial für 1 Paar Zugbolzen	30	Y30-180, Y38-180
Y318-36-P	-056338	Paar Zugbolzen 205 mm	30	Y30-180, Y38-180
Y318-37-P	-305863	Paar Zugbolzen 460 mm	30	Y30-180, Y38-180
Y318-38-P	-056345	Paar Zugbolzen 710 mm	30	Y30-180, Y38-180
Y318-39-P	-318399	Paar Stützmuttern für Zugbolzen	30	Y30-180, Y38-180
Y318-41-P	-318412	Paar Verbinder für Zugbolzen	30	Y30-180, Y38-180
Y318-33	-042188	Schnellverstellmutter	30	Y30-180, Y38-180
Y518-03	-043826	Traverse (Joch) 50 to.	50	Y50-180, Y58-180
Y518-07-P	-056468	Paar Zugbolzen 610 mm	50	Y50-180, Y58-180
Y518-08-P	-056475	Paar Zugbolzen 865 mm	50	Y50-180, Y58-180
Y518-09-P	-518096	Paar Stützmuttern für Zugbolzen	50	Y50-180, Y58-180
Y518-31-P	-518317	Paar Verbinder für Zugbolzen	50	Y50-180, Y58-180
Y518-33	-044571	Schnellverstellmutter	50	Y50-180, Y58-180




Step plate adapter sets for center-bored parts

HY

Y-17



Art.-No.		Ø mm	Bezeichnung description
Y-18-17	-235078	20-62	12-teilig
Y-19-17	-235153	33-81	12-teilig
Y-20-17	-235238	55-88	6-teilig
Y-01-17	-233173	20-23	einzel
Y-02-17	-233258	23-26	einzel
Y-03-17	-233333	26-30	einzel
Y-04-17	-233418	29-33	einzel
Y-05-17	-233586	33-39	einzel
Y-06-17	-233661	36-42	einzel
Y-07-17	-233746	39-46	einzel
Y-08-17	-233821	42-48	einzel
Y-09-17	-233906	45-52	einzel
Y-10-17	-234163	49-58	einzel
Y-11-17	-234248	51-62	einzel
Y-12-17	-234408	55-65	einzel
Y-13-17	-234576	58-68	einzel
Y-14-17	-234651	61-71	einzel
Y-15-17	-234736	65-74	einzel
Y-16-17	-234811	71-81	einzel
Y-17-17	-234996	77-88	einzel

Push/pulling device (without hydraulic hollow ram for pump drive)

HY

For removing particularly large and tight bearings, gears, discs, etc. using separator blades and internal extractors.

Y-180






Description

- Strong design, high performance and long service life.
- Safety label to ensure protection of intellectual property.
- Self-healing corrosion protection KUKKCoating for galvanized parts.

Advantage

- Easy and even pulling for particularly tight parts.
- All components available as replacement parts, time-saving order process thanks to numbering system.
- A tube of KUKKO special grease included for pressure spindle.
- Product video on the product can be opened.

Art.-No.		 mm	 mm	max. t
Y20-180	-036323	470	300	15
Y30-180	-037313	520	420	25
Y50-180	-038303	660	540	35

Accessories for hollow rams

HY

For use with pullers in the Kukko line of hydraulic products.

Y-10/11



Y218-10 Y218-11
Y318-10 Y318-11
Y518-10 Y518-11

Description

- All components available as replacement parts, time-saving order process thanks to numbering system.
- A tube of KUKKO special grease included for pressure spindle.
- Product video on the product can be opened.

Advantage

- Strong design, high performance and long service life.
- Safety label to ensure protection of intellectual property.

Art.-No.		Bezeichnung description	max. t	
Y218-10	-040368	Handkurbel	20	YRH-202
Y218-11	-040443	Mittelspindel	20	YRH-202
Y318-10	-041761	Handkurbel	30	YRH-302
Y318-11	-041846	Mittelspindel	30	YRH-302
Y518-10	-044243	Handkurbel	50	YRH-603
Y518-11	-044328	Mittelspindel	50	YRH-603



Hydraulic hollow rams

HY



For use with the Kukko hydraulics range.

YRH



Description

- Use as pull- and pressure cylinder.
- Single-acting with spring return.
- Complete with threaded pressure piece.
- Safety label to ensure protection of intellectual property.

Art.-No.		 mm	max. t
YRH-202	-046711	50	20
YRH-206	-870934	150	20
YRH-302	-046896	63	30
YRH-603	-046971	75	50

Hydraulic cylinder rams with collar threads

HY

Developed for use in all situations

YRE






Description

- Encloses the seal of models with longer hub length, for longer service life and lower storage load.
- Manufactured from high-strength, alloyed steel
- Strong design, high performance and long service life.
- Safety label to ensure protection of intellectual property.

Advantage

- External threads on cylinder head, piston-rod internal threads and mounting threads on the cylinder bottom enable easy assembly (applies to most models).
- Developed for use in all situations.
- Preloaded return spring reduces the entry speed and thus improves performance.
- Designed with baked enamel finish for increased corrosion resistance
- All models have a CR-400 coupler and dust cap.

Art.-No.		 mm		max. t
YRE-050	-046551	125	1 1/2" - 16 UN	5
YRE-101	-870927	250	2 1/4" - 14 UNS	10
YRE-102	-160660	250	2 1/4" - 14 UNS	10

Lift cylinder

HY

For use where other cylinders are too big.

YSM





Description

- Designed with baked enamel finish for increased corrosion resistance
- Pistons made of hard chrome high quality steel
- Strong design, high performance and long service life.
- Safety label to ensure protection of intellectual property.

Advantage

- Mounting holes make assembly easy.
- Grooved piston ends mean pressure pads are not needed.
- Preloaded return spring reduces the entry speed and thus improves performance.
- All models have a CR-400 coupler and dust cap.
- The wiper removes impurities on the piston and extends the service life of the cylinder.

Art.-No.		 mm	max. t
YSM-100	-101007	12	10
YSM-200	-102004	11	20




Pressure pads for hollow rams

HY

YDB




Art.-No.		max. t
YDB-27E	-400223	20
YDB-33E	-400308	30
YDB-55E	-400483	50
YDG-20E	-399091	20
YDG-30E	-399176	30
YDG-50E	-399251	50
YDM-20E	-414183	20
YDM-30E	-414268	30
YDM-50E	-414343	50

Pressure pads for hollow rams

HY

YDG



Art.-No.		max. t
YDG-20E	-399091	20
YDG-30E	-399176	30
YDG-50E	-399251	50

Pressure pads for hollow rams

HY

YDM





Art.-No.		max. t
YDM-20E	-414183	20
YDM-30E	-414268	30
YDM-50E	-414343	50

High-flow coupling

HY

YC



Art.-No.		für for
YCH-604	-440731	Schlauch / hose
YCR-400	-201318	Zylinder / ram

01
02
03
4
05
06
07
08
09
10
11
12

Mobiler Hydraulik-Abzieher 50 t

Mobile hydraulic puller 50 t

Der **GOLIATH** ist der erste mobile KUKKO-Abzieher für Schwerindustrie, Eisenbahn, Kraftwerke und andere Anwendungen bei denen große Lager, Zahnräder und ähnliche Teile demontiert werden müssen. Mit einer Abziehkraft von bis zu 50 t ist er die Lösung für wirklich große Abziehvorgänge.

Der Abzieher kann 2- oder 3-armig eingesetzt werden. Auch eine separat erhältliche Trennvorrichtung kann einfach und schnell montiert werden. Der GOLIATH kann durch die hydraulische Höhenverstellung und in Kombination mit der mechanischen Feineinstellung, über die zentrale Druckspindel sehr einfach und präzise von nur einer Person an dem abzuziehenden Teil angesetzt werden. Das Y-förmige fahrbare Trägergestell mit den 4 Leichtlaufrollen, inklusive Feststellmöglichkeit, ermöglicht die einfache und komfortable Anbringung des Abziehers und garantiert einen sicheren Stand bei allen Anwendungen.

Das Aufbringen der Abziehkraft auf den mit einer zentralen Druckspindel ausgestatteten Druckzylinder erfolgt durch eine zwei-stufige Elektro-Hydraulikpumpe, welche mittels Motorfernbedienung bedient wird. Der Anwender wird so nicht der Verletzungsgefahr durch evtl. abspringende Teile ausgesetzt. Einen zusätzlichen Schutz bietet dabei auch die Unfallschutzplane, welche den Abzieher beim Abziehvorgang umhüllt. Auch in weiteren Sicherheitsmerkmalen setzt der GOLIATH Maßstäbe. So gewährleisten eine mechanische Sicherung und zusätzliche Hydraulikventile eine Höhenverstellung des Abziehers und ein sicheres Arbeiten, selbst unter höchster Belastung.

GOLIATH is the first mobile Kukko puller for heavy industry, railways, power plants and other applications where large bearings, gear wheels or similar parts must be dismantled. With a pulling force of 50 tonnes, it is ideal for really big pulling jobs.

The puller can be used with two or three arms. An accessory separator fixture can also be fitted quickly and easily. The central pressure spindle of the GOLIATH puller can be attached to the part to be pulled very easily and precisely thanks to the combination of hydraulic height adjustment and mechanical fine adjustment. The puller can be positioned easily and conveniently by one person using the Y-shaped mobile support frame with four easy-rolling, lockable castors, which also ensures stable placement for all applications.

The pulling force is applied by a pressure cylinder equipped with a central pressure spindle, which is actuated by a two-stage electrically driven hydraulic pump with remote motor control. This avoids exposing users to the risk of injury from flying parts.

The GOLIATH puller also sets standards with other safety features. For example, a mechanical safety device and additional hydraulic valves allow the puller height to be adjusted and ensure safe operation even under extremely high stress.

Art.-No.						max.		
		mm	inch	mm	inch	t	Volt	kg
GOLIATH-556	-102783	1200	44"	700	27 9/16"	50	230	346

ABZIEHANLEITUNG / PULLING INSTRUCTION

1. Vorbereitung / Preparing



Durch die vorhandenen Aufhängungs-ösen kann der Abzieher mit Hilfe von Kransystemen bewegt werden.

The puller can be moved by a crane using the provided mounting eyelets.



Das Absperrventil muss vor Betätigung der Handpumpe geschlossen werden.

Close the shut-off valve before operating the hand pump.



Durch Betätigen der Handpumpe wird die Abziehvorrichtung auf die erforderliche Höhe gebracht.

Use the hand pump to raise the puller to the necessary height.



Die Abzughaken müssen am abzuziehenden Teil angebracht werden.
Fit the pulling hooks to the part to be pulled.



Die Abzughaken an das abzuziehende Teil anlegen und mit einem Schraubenschlüssel festziehen. Auf den richtigen Sitz und ein gleichmäßiges Anliegen der Haken achten!
Place the pulling hooks on the part to be pulled and secure them with a wrench. Ensure that they are properly fitted and make uniform contact.



Die Handkurbel wird auf den Vierkant der Spindel gesteckt. Dann wird die Spindel mit der Handkurbel zentriert und handfest vorgespannt.
Fit the hand crank on the square end of the spindle. Then turn the crank until the spindle is centered and pretensioned hand-tight.

2. Sicherung / Safety protection



Die Spindel muss mit Hilfe der Handkurbel zentriert und handfest vorgespannt werden.
The spindle must be centered and pre-tensioned hand-tight using the hand crank.




Die Abziehvorrichtung komplett mit Schutzplane (UFP-3) umhüllen.
Completely surround the puller with a protective tarp (UFP-3).



Maximalen Schutzabstand während des Abziehvorgangs einnehmen. Gefahrenzone möglichst verlassen. Unbedingt eine Schutzbrille tragen.
Keep a safe distance away during the pulling process. If possible, leave the hazard area. Always wear safety glasses or goggles.

3. Durchführung / Performance



Den GOLIATH mit dem Netzkabel an eine 230 Volt Stromquelle anschließen.
Plug the power cable of the GOLIATH puller into a 230-V electrical outlet.



Netzschalter auf Ein=I stellen.
Put the power switch in the On (I) position.



Zum kontrollierten Aufbringen der Abziehkraft ist ein Manometer angebracht.
A pressure gauge can be fitted to check the applied pulling force.

- 01
- 02
- 03
- 04
- 05
- 06
- 07
- 08
- 09
- 10
- 11
- 12



Das Absperrventil muss auf „zu“ gestellt werden um den Abziehvorgang zu starten. Close the shut-off valve for starting the pulling process.



Den Abziehvorgang mit der Fernbedienung starten. Start the pulling process with the remote control unit.



Der Abziehvorgang. The pulling process.




Nach Beendigung des Abziehvorgangs das Absperrventil in Position „Auf“ bringen. Die Spindel fährt automatisch zurück. After completion of the pulling process, open the shut-off valve. The spindle retracts automatically.



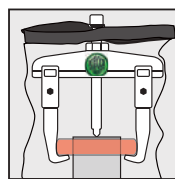
Das Fußpedal treten und dabei gleichzeitig das Absperrventil der Handpumpe öffnen (siehe nächste Abbildung). Step on the foot pedal while opening the shut-off valve of the hand pump (see next figure).



Das Absperrventil der Handpumpe öffnen. Der Abzieher fährt auf die Ausgangsposition zurück. Open the shut-off valve of the hand pump. The puller returns to the initial position.



Wichtig!
Schutzbrille und Sicherheitsschuhe tragen!
Attention!
Wear eyeprotection and safety shoes!



Achtung! Safety first!

Als zusätzlicher Schutz wird die KUKKO Unfallschutzplane **UFP-3** empfohlen, die über den Abzieher und das abziehende Teil gespannt wird.

Attention! Safety first!

For additional protection, we recommend wrapping a Kukko UFP-3 accident prevention tarp around the puller and the part to be pulled.



Mobile hydraulic puller „GOLIATH“

HY

Mobile Kukko puller for heavy industry, railways, power plants and other applications where large bearings, gear wheels or similar parts must be dismantled.

GOLIATH-56







Description

- With a pulling force of up to 50 tonnes, it is ideal for really big pulling jobs.
- The central pressure spindle of the GOLIATH puller can be attached to the part to be pulled very easily and precisely by just one person thanks to the combination of hydraulic height adjustment and mechanical fine adjustment.
- The puller can be positioned easily and conveniently using the Y-shaped mobile support frame with four easy-rolling, lockable castors, which also ensures stable placement for all applications.
- The pulling force is applied by a cylinder ram equipped with a central pressure spindle, which is actuated by a two-stage, electrically-driven hydraulic pump with remote motor control.
- This avoids exposing users to the risk of injury from flying parts.

Advantage

- The puller can be used with 2 or 3 jaws.
- An accessory separator fixture can be fitted quickly and easily.
- Modular system can be expanded with other extractor types.
- All components available as replacement parts, time-saving order process thanks to numbering system.
- Product video on the product can be opened.

Art.-No.				max.	
		mm	mm	t	Volt
GOLIATH-256	-102714	500	300	20	230
GOLIATH-356	-102752	900	520	30	230
GOLIATH-556	-102783	1200	700	50	230

Mobile hydraulic separator „GOLIATH“ and hydraulic puller

HY

Mobile Kukko puller for heavy industry, railways, power plants, and other applications requiring the removal of large bearings, gear wheels, or similar parts.

GOLIATH-00













Description

- With a pulling force of up to 50 tonnes, it is ideal for really big pulling jobs.
- The central pressure spindle of the GOLIATH puller can be attached to the part to be pulled very easily and precisely by just one person thanks to the combination of hydraulic height adjustment and mechanical fine adjustment.
- The puller can be positioned easily and conveniently using the Y-shaped mobile support frame with four easy-rolling, lockable castors, which also ensures stable placement for all applications.
- The pulling force is applied by a cylinder ram equipped with a central pressure spindle, which is actuated by a two-stage, electrically-driven hydraulic pump with remote motor control.
- This avoids exposing users to the risk of injury from flying parts.

Advantage

- The model is equipped with a separator, but can also be combined with hydraulic systems.
- Modular system can be expanded with other extractor types.
- All components available as replacement parts, time-saving order process thanks to numbering system.
- Product video on the product can be opened.

Art.-No.										
		mm	mm	mm	mm	mm	max. t	max. t	t	Volt
GOLIATH-200	-102691	500	300	300	25 - 155	300	20	15	15	230
GOLIATH-300	-102738	900	520	520	30 - 250	420	30	25	20	230
GOLIATH-500	-102769	1200	700	520	75 - 330	420	50	35	30	230



Mobile hydraulic separator „GOLIATH“

HY

Mobile Kukko puller for heavy industry, railways, power plants, and other applications requiring the removal of large bearings, gear wheels, or similar parts.

GOLIATH-18








Description

- With a pulling force of up to 50 tonnes, it is ideal for really big pulling jobs.
- The central pressure spindle of the GOLIATH puller can be attached to the part to be pulled very easily and precisely by just one person thanks to the combination of hydraulic height adjustment and mechanical fine adjustment.
- The puller can be positioned easily and conveniently using the Y-shaped mobile support frame with four easy-rolling, lockable castors, which also ensures stable placement for all applications.
- The pulling force is applied by a cylinder ram equipped with a central pressure spindle, which is actuated by a two-stage, electrically-driven hydraulic pump with remote motor control.
- This avoids exposing users to the risk of injury from flying parts.

Advantage

- The model is equipped with a separator, but can also be combined with hydraulic systems.
- Modular system can be expanded with other extractor types.
- All components available as replacement parts, time-saving order process thanks to numbering system.
- Product video on the product can be opened.



Art.-No.					max.	
		mm	mm	mm	t	Volt
GOLIATH-218	-102707	300	25 - 155	300	15	230
GOLIATH-318	-102745	520	30 - 250	420	20	230
GOLIATH-518	-102776	520	75 - 330	420	30	230

Mounting for hydraulic cylinder

HY

Y-00



Art.-No.		für for	
Y200-00	-507724	YRH-202	GOLIATH-300, GOLIATH-318, GOLIATH-356, GOLIATH-500, GOLIATH-518, GOLIATH-556, Y28-180, Y28-200, Y28-205, Y28-206, Y28-218, Y28-256
Y300-00	-507748	YRH-302	GOLIATH-200, GOLIATH-218, GOLIATH-256, GOLIATH-500, GOLIATH-518, GOLIATH-556, Y38-180, Y38-205, Y38-206, Y38-300, Y38-318, Y38-356
Y500-00	-507755	YRH-603	GOLIATH-200, GOLIATH-218, GOLIATH-256, GOLIATH-300, GOLIATH-318, GOLIATH-356, Y58-180, Y58-205, Y58-206, Y58-500, Y58-518, Y58-556

Protective tarps for extraction jobs

UFP







Description

- For disassembly and extraction jobs, the application of greater force is often necessary. It can happen that whole parts abruptly detach themselves, that parts break, disassemble themselves and debris starts flying around uncontrollably. To prevent these potential risks of an accident, KUKKO accident protection tarps can be used to safely enclose workpieces and tools before any force is applied.
- Highly elastic, tear-resistant and oil-resistant material.
- Protective blankets are delivered for careful storage in the Sortimo case.

Advantage

- The transparent film enables close observation, control and monitoring of all removal processes safely while working.

Art.-No.				
		mm	mm	
UFP-1	-445118	1100	500	L-Boxx
UFP-2	-445293	1500	670	L-Boxx
UFP-3	-445378	4000	1300	L-Boxx



Hydraulic wheel-puller sets

HY

For removal of particularly large and tight bearings, gears, discs, etc. in industry and commercial vehicles.

Y-56








Description

- Large range for use in industry, commercial vehicles and farm machinery.
- Hydraulic hollow ram.
- Hydraulic hand pump, gauge and hoses.
- 2- and 3-jaw pullers.

Advantage

- Arranged and space-efficient custody in the metal case.
- All components available as replacement parts, time-saving order process thanks to numbering system.
- Product video on the product can be opened.

Art.-No.					
		mm	mm	max. t	max. t
Y28-256	-036811	500	300	15	20
Y38-356	-037801	900	520	25	30
Y58-556	-038631	1200	700	45	50

Hydraulic push/pull device sets

HY

For separation and internal extraction of particularly large and tight bearings, gears, discs, etc. in industry and commercial vehicles.

Y-18











Description

- Large range for use in industry, commercial vehicles and farm machinery.
- Hydraulic hollow ram.
- Hydraulic hand pump, gauge and hoses.
- Separator blade.
- Internal extractor.

Advantage

- Arranged and space-efficient custody in the metal case.
- All components available as replacement parts, time-saving order process thanks to numbering system.
- Product video on the product can be opened.

Art.-No.								
		mm	mm	mm	mm	max. t	max. t	max. t
Y28-218	-036651	470	25 - 155	30 - 180	300	15	15	10
Y38-318	-037641	520	30 - 250	75 - 230	420	25	20	20
Y58-518	-038891	660	75 - 330	75 - 230	540	35	30	25

Universal hydraulic gear and bearing puller set

HY

For removal, separation and internal extraction of particularly large and tight bearings, gears, discs, etc. in industry and commercial vehicles.

Y-00














Description

- Large range for use in industry, commercial vehicles and farm machinery.
- Hydraulic hollow ram.
- Hydraulic hand pump, gauge and hoses.
- 2- and 3-jaw pullers.
- Separator blade.

Advantage

- Arranged and space-efficient custody in the metal case.
- All components available as replacement parts, time-saving order process thanks to numbering system.
- Product video on the product can be opened.

Art.-No.												
		mm	mm	mm	mm	mm	max. t	max. t	max. t	max. t	max. t	
Y28-200	-870828	500	300	300	25 - 155	30 - 180	300	15	20	15	15	10
Y38-300	-870835	900	520	300	30 - 250	75 - 230	300	25	30	25	20	20
Y58-500	-870842	1200	700	400	75 - 330	75 - 230	540	45	50	35	30	25





Offshore and others

Offshore und sonstige

12

Chain splitting and riveting tool.....	190
Kettenlöser- und Verniet-Werkzeug-Satz	
Flange spreaders.....	190
Flanschentreiber	
Open-end slogging spanners.....	191
Schlag-Maulschlüssel	
Slogging spanners.....	191
Schlag-Ringschlüssel	
Tool holder with ratchet.....	191
Gewindefeilen	
Key-lifter for keys of slots.....	191
Keilauszieh-Zange für Keile in Nuten	
Pin drive set.....	192
Splintentreiber-Satz	
Europäer.....	192
Europäer	

01

02

03

04

05

06

07

08

09

10

11

12



Chain splitting and riveting tool

ST

For splitting and riveting single strand roller chains.

59







Description

- 14-parts for single strand roller chains per DIN 8187 and a bolt diameter of 3.28 – 5.72 mm, for splitting and riveting of single strand chains, e.g. for motorcycles
- For single strand roller chains per DIN 8187 and a bolt diameter of 3.28 – 5.72 mm
- The frame of the motorcycle (frame, swing arm) often makes it necessary to separate the chain directly on the vehicle. Use of „inappropriate“ tools such as screwdrivers or something similar is very likely to result in injury.

Advantage

- Set includes a pressure adapter to properly adjust the distance of the riveting bolts. This ensures there is never too much pressure on the chain during attachment.

Art.-No.	 4021176	 mm		Stück pieces	
KS-59-1/14	-800207	3,28 - 5,72	59-1, 59-1-1, 59-1-2, 58-1	14	i-Boxx

Flange spreaders (Pair)

ST


For separating and fixing the flange joints of pipelines

160



Description

- Mechanical pressure screw.
- Milled thread treated with special coating.
- Strong design, high performance and long service life.
- Safety label to ensure protection of intellectual property.

Art.-No.	 4021176
160-1	-025273
160-2	-025358

Universal spreader

ST



For quick, safe spreading of flanges and similar parts of all types and sizes.

165



Description

- A built-in reversible ratchet allows smooth operation of the spreader.

Art.-No.	 4021176	 mm	max. t
165-E	-491979	10 - 75	2

Open-end slogging spanners (~DIN 133)

ST




For use in commercial vehicles, the pipe industry, tank cleaning, the petrochemical industry, steel construction, mining, etc.

133



Description

- Design according to DIN 133
- Strong design, high performance and long service life.

Art.-No.	 4021176	 mm	 mm
133-24	-865213	24	160
133-27	-854804	27	180
133-30	-854989	30	190
133-32	-855061	32	195
133-34	-904394	34	195
133-36	-855146	36	210
133-41	-855221	41	225
133-46	-855306	46	255
133-50	-855481	50	280
133-55	-855559	55	310
133-60	-855634	60	320
133-65	-855719	65	350
133-70	-855894	70	370
133-75	-855979	75	400
133-80	-856051	80	405
133-85	-856136	85	405
133-90	-856211	90	455
133-95	-856396	95	455
133-100	-856471	100	500
133-105	-865176	105	500
133-110	-865183	110	500
133-115	-865190	115	525
133-120	-865206	120	525



Slogging spanners (~DIN 7444)

ST




For use in commercial vehicles, the pipe industry, tank cleaning, the petrochemical industry, steel construction, mining, etc.

406



Description

- Design according to DIN 7444
- Strong design, high performance and long service life.

Art.-No.	 4021176	 mm	 mm
406-24	-856549	24	160
406-27	-856624	27	180
406-30	-856709	30	190
406-32	-856884	32	195
406-34	-904431	34	195
406-36	-856969	36	205
406-38	-865961	38	205
406-41	-857041	41	225
406-46	-857126	46	240
406-50	-857201	50	250
406-55	-857386	55	270
406-60	-857461	60	270
406-65	-857539	65	290
406-70	-857614	70	320
406-75	-857799	75	325
406-80	-857874	80	345
406-85	-857959	85	360
406-90	-858031	90	400
406-95	-858116	95	400
406-100	-858291	100	400
406-105	-858376	105	435
406-110	-858451	110	435
406-115	-858529	115	435
406-120	-858604	120	480

Tool holder with ratchet

ST

For reworking and cleaning damaged internal and external threads.

97






Description

- Each file has different pitches.

Advantage

- The application is simple and easy.






Art.-No.	 4021176			für for
		mm	inch	
97-1	-490231	0,8 - 1-1,25 -1,5 -1,75 2 - 2,5 - 3		DIN-ISO
97-2	-490316	-	10 - 11 - 12 - 14 - 16 18 - 20 - 24	Whitworth + BSF
97-3	-490491	-	11-12-14-16-18 20-24	SAE / UNF
97-4	-720253	-	11 - 14 - 19 - 28	Whitworth / Rohrgewinde

Key-lifter for keys of slots

ST

139



Art.-No.	 4021176				
		mm	mm	mm	mm
139-1	-779176	122 - 144	0 - 35	110	4



Pin drive set

ST

To drive out pins and similar parts.

720








Description

- The set includes six pin drives with various diameters.
- chrome-plated surface
- Specially tempered extra chrome vanadium steel ensures a long service life and reduces „mushrooming.“

Advantage

- The curved shape of the handle ensures optimal grip and prevents slippage of the tool, also ensuring particularly safe work conditions.
- Organized storage in a practical metal case.

Art.-No.	 4021176	 mm	 mm	 mm	 mm
720-028	-058714	2; 3; 4; 5; 6; 8	42; 44; 45; 48; 48; 49	11	150

Europäer

ST

For clamping and pressing several workpieces.

1900





Description

- Adjustable, open-jawed wrench.
- Serrated gripping jaws on one side for attaching round or multi-angle objects.
- Soft plastic protective caps improve the grip in the case of metallic objects.
- Locked-Unlocked System.

Advantage

- No uncontrolled adjustment by arresting mechanism.
- Serrated gripping jaws for improved possibilities of use.
- Lockable flat on flat or flat on round.

Art.-No.	 4021176	 mm	Spannweite / width mm
1900-30	-000355	150	30
1900-50	-000362	175	50
1900-75	-000416	250	75



The world first from Hilden!

Europäer



Diamond mouth

Millimeter and inch scale

Plastic jaw



Art.- No.	Länge / length	Spannweite / width
	mm	mm
1900-30	150	30
1900-50	175	50
1900-75	250	75



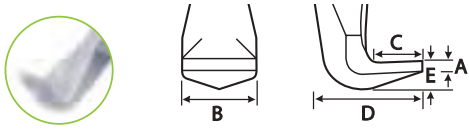
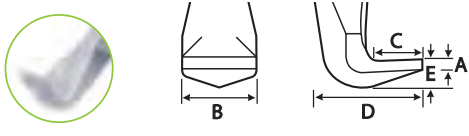
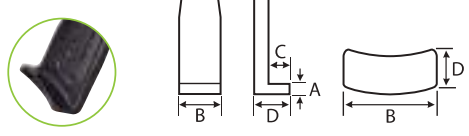
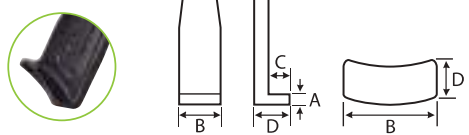
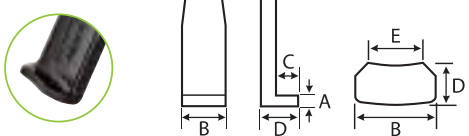
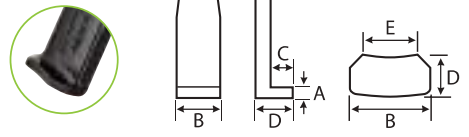
A world **in motion**
since 1919!



KUKKO
Kleinbongartz & Kaiser oHG



Pulling jaws for 2-jaw pullers, series 20

Dimensions of the puller jaws	A	B	C	D	E	mm
	mm	mm	mm	mm	mm	
	3,0	20	15	31	10	100
	4,0	24	18	40	9	150
	4,0	35	37	67	20	200
	3,0	20	15	31	10	200
	3,0	20	15	31	10	250
	4,0	24	18	40	9	300
	4,0	35	37	67	20	300
	4,0	35	37	67	20	400
	4,0	35	37	67	20	500
	2,6	30	7	14	-	100
	4,0	32	8	19	-	150
	6,5	35	17	52	-	200
	2,6	30	7	14	-	200
	2,6	30	7	14	-	250
	4,0	32	8	19	-	300
	6,5	35	17	40	-	300
	6,5	35	17	40	-	400
	6,5	35	17	40	-	500
	3,0	24	7	12	15	100
	3,0	24	7	12	15	200
	3,0	24	7	12	15	250




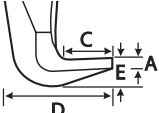


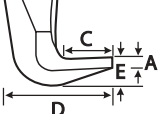





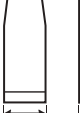



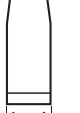
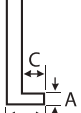
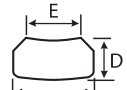



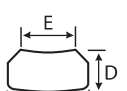


		Art.- No.	Quick adjust TECHNOLOGY	Art.- No.	suitable for KUKKO-pullers:	 mm
		1-90-P		1-92-P	20-1; 20-10	90-120
		2-150-P		2-152-P	20-2; 20-20	160-200
		3-200-P		3-202-P	20-3; 20-30; 20-4; 20-40	250-650
		1-190-P		1-192-P	20-1; 20-10	90-120
		1-250-P		1-252-P	20-1; 20-10	90-120
		2-300-P		2-302-P	20-2; 20-20	160-200
		3-300-P		3-302-P	20-3; 20-30; 20-4; 20-40	250-650
		3-400-P		3-402-P	20-3; 20-30; 20-4; 20-40	250-650
		3-500-P		3-502-P	20-3; 20-30; 20-4; 20-40	250-650
		1-91-P		1-93-P	20-1; 20-10	90-120
		2-151-P		2-153-P	20-2; 20-20	160-200
		3-201-P		3-203-P	20-3; 20-30	250-350
		1-191-P		1-193-P	20-1; 20-10	90-120
		1-251-P		1-253-P	20-1; 20-10	90-120
		2-301-P		2-303-P	20-2; 20-20	160-200
		3-301-P		3-303-P	20-3; 20-30	250-350
		3-401-P		3-403-P	20-3; 20-30	250-350
		3-501-P		3-503-P	20-3; 20-30	250-350
		1-94-P		1-95-P	20-1; 20-10	90-120
		1-194-P		1-195-P	20-1; 20-10	90-120
		1-254-P		1-255-P	20-1; 20-10	90-120

- 01
- 02
- 03
- 04
- 05
- 06
- 07
- 08
- 09
- 10
- 11
- 12



Pulling jaws for 3-jaw pullers, series 30

Dimensions of the puller jaws	A	B	C	D	E	 mm
	mm	mm	mm	mm	mm	
  	3,0	20	15	31	10	100
	4,0	24	18	40	9	150
	4,0	35	37	67	20	200
  	3,0	20	15	31	10	200
	3,0	20	15	31	10	250
	4,0	24	18	40	9	300
	4,0	35	37	67	20	300
	4,0	35	37	67	20	400
	4,0	35	37	67	20	500
   	2,6	30	7	14	-	100
	4,0	32	8	19	-	150
	6,5	35	17	52	-	200
   	2,6	30	7	14	-	200
	2,6	30	7	14	-	250
	4,0	32	8	19	-	300
	6,5	35	17	40	-	300
	6,5	35	17	40	-	400
	6,5	35	17	40	-	500
   	3,0	24	7	12	15,0	100
   	3,0	24	7	12	15,0	200
	3,0	24	7	12	15,0	250



		Quick adjust TECHNOLOGY		suitable for KUKKO-pullers:		 mm
	1-90-S		1-92-S	30-1; 30-10	90-120	
	2-150-S		2-152-S	30-2; 30-20	160-200	
	3-200-S		3-202-S	30-3; 30-30; 30-4; 30-40	250-650	
	1-190-S		1-192-S	30-1; 30-10	90-120	
	1-250-S		1-252-S	30-1; 30-10	90-120	
	2-300-S		2-302-S	30-2; 30-20	160-200	
	3-300-S		3-302-S	30-3; 30-30; 30-4; 30-40	250-650	
	3-400-S		3-402-S	30-3; 30-30; 30-4; 30-40	250-650	
	3-500-S		3-502-S	30-3; 30-30; 30-4; 30-40	250-650	
	1-91-S		1-93-S	30-1; 30-10	90-120	
	2-151-S		2-153-S	30-2; 30-20	160-200	
	3-201-S		3-203-S	30-3; 30-30	250-350	
	1-191-S		1-193-S	30-1; 30-10	90-120	
	1-251-S		1-253-S	30-1; 30-10	90-120	
	2-301-S		2-303-S	30-2; 30-20	160-200	
	3-301-S		3-303-S	30-3; 30-30	250-350	
	3-401-S		3-403-S	30-3; 30-30	250-350	
	3-501-S		3-503-S	30-3; 30-30	250-350	
	1-94-S		1-95-S	30-1; 30-10	90-120	
	1-194-S		1-195-S	30-1; 30-10	90-120	
	1-254-S		1-255-S	30-1; 30-10	90-120	

- 01
- 02
- 03
- 04
- 05
- 06
- 07
- 08
- 09
- 10
- 11
- 12



Pulling hooks

Baureihe Series	Dimensions of the puller jaws	A mm	B mm	C mm	D mm	E mm
12-1 12-3		3,0	14	13	25	17
		3,0	17	13	27	20
		4,0	20	15	35	28
14		2,5	21	3,5	8,5	-
		4,0	30	4	1-2	-
		4,0	30	5	1-3	-
		2,5	11	3,5	8,5	-
		4,0	30	5	1-3	-
28		5,0	22	15	30	7
		5,0	22	14	4,5	-
		5,0	24	14	7,5	-
		5,0	24	14	7,5	-
41 42		2,0	10	7	15	4
		2,0	11	8	15	4
		3,0	18	13	22	7,5
		4,0	24	18	35	9
		5,0	34	23	35	15
43 44 45		2,0	11	10	17	5
		2,0	11	10	17	5
		2,0	11	11	18,5	5
		3,0	16	11	20	7
		3,0	17	14	30	10
		3,0	20	19	32	12
		3,0	26	22	17	12
		4,0	28	24	40	16
		4,0	28	24	40	16
		7	10	22	60	22
46 47		8	30	22	50	22
		6	30	24	50	22
112 113		10°	10	7	12	5
		15°	15	8	15	6
		5°	20	11	20	6,5
		15°	10	7	12	5
		15°	15	8	15	5,5



Art.- No. Paar / Pair	built in KUKKO-pullers:	Art.- No. Set	built in KUKKO-pullers:
-	-	12-1-100-S	12-1
-	-	12-2-125-S	12-2
-	-	12-3-180-S	12-3
14-185-P	14-1	-	-
14-2-125-P	14-2	-	-
14-3-160-P	14-3	-	-
14-01-85-P	14-01	-	-
14-03-160-P	14-03	-	-
28-100-P	28-1	-	-
28-125-P	28-2	-	-
28-175-P	28-3	-	-
28-250-P	28-4	-	-
41-0-40-P	41-0	42-0-40-S	42-0
41-1-65-P	41-1; 41-2	42-1-65-S	42-1; 42-2
41-3-120-P	41-3	42-3-120-S	42-3
41-4-160-P	41-4	42-4-160-S	42-4
41-5-200-P	41-5	42-5-200-S	42-5
43-1-50-P	43-1	43-11-50-S	43-11
43-2-70-P	43-2	43-12-70-S	43-12
43-3-80-P	43-3	43-13-80-S	43-13
44-1-100-P	44-1	45-1-100-S	45-1
44-2-120-P	44-2	45-2-120-S	45-2
44-3-160-P	44-3	45-3-160-S	45-3
44-4-200-P	44-4	45-4-200-S	45-4
44-5-250-P	44-5	45-5-250-S	45-5
44-6-275-P	44-6	45-6-275-S	46-6
-	-	45-7-350-S	45-7
46-300	46-1-B; 46-2-B; 47-1-B; 47-2-B	-	-
46-450	46-2; 47-2	-	-
112-1-45-P	112-1	-	112-10
112-2-70-P	112-2	-	-
112-3-165-P	112-3	113-3-165-S	113-3
112-10-70-P	112-10	-	-
112-20-100-P	112-20	113-20-100-S	113-20

- 01
- 02
- 03
- 04
- 05
- 06
- 07
- 08
- 09
- 10
- 11
- 12



Pulling hooks

Baureihe Series	Dimensions of the puller jaws	A mm	B mm	C mm	D mm	E mm	A2 mm	B2 mm	C2 mm	E2 mm
201 202 203 208 209	<p>Baureihe Serie 201 / 202 / 203 / 208-0</p>	3,0	11	8	-	6,5	3,0	11	8	6,5
		3,0	15	8	-	8	3,0	11	7	6,5
		4,0	26	18	-	7	3,0	20	17	9
		4,0	26	20	-	13	4,0	26	20	13
		4,5	26	20	-	15	4,0	26	20	15
		5,0	10	8	-	5,5	4,0	10	6	5,5
		7,5	6	4	-	6	9,0	8,5	4,0	8
208 209	<p>Baureihe Serie 208 / 209</p>	3,5	16	13	-	10	-	-	-	-
		4,5	20	20	-	13	-	-	-	-
		5,0	30	23	20	-	-	-	-	-
205 206 207	<p>Baureihe Serie 205 / 206 / 207</p>	1,5	14	12	-	6	-	-	-	-
		3,0	18	25	-	9	-	-	-	-
		4,0	24	16	-	9	-	-	-	-
		5,0	30	18	-	20	-	-	-	-
		5,0	30	23	20	-	-	-	-	-
204 210	<p>Baureihe Serie 204 / 210</p>	3,5	24	12	-	10	-	-	-	-
		4,0	24	9	-	6	-	-	-	-
		4,0	25	12	-	-	-	-	-	-
		1,5	-	-	25	-	4,0	-	-	-
		2,0	-	-	19	-	4,0	-	-	-
		5,0	18	5,5	-	-	-	-	-	-
		4,0	30	21	-	-	-	-	-	-
4,0	22	10	-	-	-	-	-	-		
482 483	<p>Baureihe Serie 482 / 483</p>	2,0	8	8	11	3,6	-	-	-	-
		2,5	8	6	12	4	-	-	-	-
		3,0	14	8	-	-	4,0	8	-	-
		3,5	16	9	-	-	3,5	10	-	-
		3,5	16	12	-	-	3,5	10	-	-
820 844 845	<p>Baureihe Serie 820</p>	5,0	32	18	40	-	-	-	-	-
		6,5	25	12	43	-	-	-	-	-
		6,5	25	11	43	-	-	-	-	-
		6,5	25	2,5	43	-	-	-	-	-
		6,5	25	2,5	43	-	-	-	-	-
Y-08 Y-18 Y-28 Y-38 Y-58	<p>Y-208 Baureihe Serie Y-205 / Y-206</p>	4,0	24	15	40	-	-	-	-	-
		5,0	30	22	60	-	-	-	-	-
		5,0	29	33	28	-	-	-	-	-
		5,0	39	-	34	41	-	-	-	-
		7,0	50	-	48	47	-	-	-	-



Art.- No.	built in KUKKO-pullers:	Art.- No.	built in KUKKO-pullers:
Paar/Pair		Set	
201-075-P	201-0	202-075-S	202-0; 203-0
201-1-85-P	201-1	202-1-85-S	202-1; 203-1
201-2-130-P	201-2	202-2-130-S	202-2; 203-2
201-3-260-P	201-3	202-3-260-S	202-3; 203-3
201-4-300-P	201-4	202-4-300-S	202-4; 203-4
208-0-100-P	208-0	209-0-100-S	209-0
201-S-P	201-S	202-S-S	202-S
208-01-125-P	208-01	209-01-125-S	209-01
208-02-190-P	208-02	209-02-190-S	209-02
-	-	206-2-400-S	209-2-B
205-00-100-P	205-00	206-00-100-S	206-00; 207-00
205-01-150-P	205-01	206-01-150-S	206-01; 207-01
205-02-220-P	205-02	206-02-220-S	206-02; 207-02
205-1-280-P	205-1	206-1-280-S	206-1; 207-1
205-2-400-P	205-2	206-2-400-S	206-2; 207-2
205-3-540-P	205-3	206-3-540-S	206-3; 207-3
204-2-100-P	204-2	205-2-100-S	205-2
204-02-100-P	204-02	205-02-100-S	205-02
210-1-170-P	210-1	211-1-170-S	211-1
210-2-270-P	210-2	211-2-270-S	211-2
210-3-325-P	210-3	211-3-325-S	211-3
204-0-70-P	204-0	205-0-70-S	205-0
204-3-140-P	204-3	205-3-140-S	205-3
204-1-90-P	204-1	205-1-90-S	205-1
482-1-40-P	482-1	-	-
482-2-90-P	482-2	483-2-90-S	483-2
482-3-150-P	482-3	483-3-150-S	483-3
482-4-200-P	482-4	483-4-200-S	483-4
482-5-250-P	482-5	483-5-250-S	483-5
820-225-P	820-0	-	-
844-100	844-1-B; 845-1-B	-	-
844-150	844-2-B; 845-2-B	-	-
844-250	844-3-B; 844-4-B; 845-3-B; 845-4-B	-	-
844-251	844-5-B; 845-5-B	-	-
-	-	206-02-220-S	Y08-208
-	-	206-3-540-S	Y18-208
Y205-00	Y28-205; Y28-206	-	-
Y305-00	Y38-205; Y38-206	-	-
Y505-00	Y58-205; Y58-206	-	-

- 01
- 02
- 03
- 04
- 05
- 06
- 07
- 08
- 09
- 10
- 11
- 12



INDEX

1-90-P.....	36	3-300-S.....	36	20-1-25.....	17	20-40-4.....	17	30-2-3.....	22
1-90-S.....	36	3-301-P.....	37	20-1-S.....	23	20-40-4-B.....	18	30-2-3-B.....	22
1-91-P.....	37	3-301-S.....	37	20-1+5.....	31	20-40-5.....	17	30-2-B.....	21
1-91-S.....	37	3-302-P.....	39	20-1-S-T.....	26	20-40-5-B.....	18	30-2+B.....	30
1-92-P.....	39	3-302-S.....	39	20-1+5-T.....	32	20-40-AV.....	34	30-2-S.....	25
1-92-S.....	39	3-303-P.....	40	20-2.....	16, 48	20-40-B.....	16	30-2+S.....	31
1-93-P.....	40	3-303-S.....	40	20-2+.....	28	20-40-H.....	34	30-3.....	21
1-93-S.....	40	3-400-P.....	36	20-2-3.....	17	20-ST.....	17	30-3+.....	30
1-94-P.....	38	3-400-S.....	36	20-2-3-B.....	18	20-ST+.....	29	30-3-3.....	22
1-94-S.....	38	3-401-P.....	37	20-2-B.....	16	20-ST-S.....	23	30-3-3-B.....	22
1-95-P.....	41	3-401-S.....	37	20-2+B.....	28	21-0.....	78	30-3-4.....	22
1-95-S.....	41	3-402-P.....	39	20-2-S.....	23	21-0-E.....	79	30-3-4-B.....	22
1-190-P.....	36	3-402-S.....	39	13-TP-2.....	127	21-01.....	78	30-3-5.....	22
1-190-S.....	36	3-403-P.....	40	13-TP-3.....	127	21-01-E.....	79	30-3-5-B.....	22
1-191-P.....	37	3-403-S.....	40	14-01.....	56	21-02.....	78	30-3-25.....	22
1-191-S.....	37	3-500-P.....	36	14-2.....	56	21-2-E.....	79	30-3-B.....	21
1-192-P.....	39	3-500-S.....	36	14-03.....	56	21-3.....	78	30-3+B.....	30
1-192-S.....	39	3-501-P.....	37	15-00.....	90	21-3-E.....	79	30-3-P3.....	23
1-193-P.....	40	3-501-S.....	37	15-1.....	90	21-4.....	78	30-3-S.....	25
1-193-S.....	40	3-502-P.....	39	15-2.....	90	21-4-E.....	79	30-3+S.....	31
1-194-P.....	38	3-502-S.....	39	15-3.....	90	21-5.....	78	30-3-SP.....	25
1-194-S.....	38	3-503-P.....	40	15-4.....	90	21-5-E.....	79	30-4.....	21
1-195-P.....	41	3-503-S.....	40	15-5.....	90	21-6.....	78	30-5.....	21
1-195-S.....	41	4-SP-P.....	41	15-A.....	90	21-6-E.....	79	30-10.....	21
1-250-P.....	36	5-SP-P.....	41	15-B.....	90	21-7.....	78	30-10+.....	30
1-250-S.....	36	8-01.....	47	15-C.....	90	21-7-E.....	79	30-10-2.....	22
1-251-P.....	37	8-01-176.....	47	15-D.....	90	21-8.....	78	30-10-P3.....	23
1-251-S.....	37	8-01ERS.....	47	15-E.....	90	21-9.....	78	30-10-S.....	25
1-252-P.....	39	8-02.....	47	15-K.....	90	21-40.....	78	30-10+S.....	31
1-252-S.....	39	8-02-176.....	47	17-0.....	91	21-41.....	78	30-10-SP.....	25
1-253-P.....	40	8-02ERS.....	47	17-1.....	91	21-42.....	78	30-10-SP-T.....	27
1-253-S.....	40	8-1.....	46	17-2.....	91	21-43.....	78	30-10-S-T.....	27
1-254-P.....	38	8-1-B.....	46	17-3.....	91	21-44.....	78	30-10+S-T.....	32
1-254-S.....	38	8-1-ERS.....	46	17-A.....	91	21-45.....	78	30-20.....	21
1-255-P.....	41	8-1-F.....	46	17-B.....	91	21-46.....	78	30-20+.....	30
1-255-S.....	41	8-2.....	46	17-C.....	91	21-89.....	78	30-20-3.....	22
1-400-S.....	36	8-2-ERS.....	46	17-K.....	91	21-90.....	78	30-20-3-B.....	22
1-401-P.....	37	8-2-K.....	46	18-00.....	92	21-V-0.....	81	30-20-B.....	21
1-401-S.....	37	8-2-M.....	46	18-0-AS.....	93	21-V-040.....	80	30-20+B.....	30
1-V-100.....	48	8-B.....	46	18-1.....	92	21-V-060.....	80	30-20-P2.....	23
1-V-100-P.....	49	8-F.....	46	18-2.....	92	21-V-080.....	80	30-20-S.....	25
1-V-100-S.....	49	8-HP-100.....	126	18-2-AS.....	93	21-V-310.....	80	30-20+S.....	31
1-V-150.....	48	8-K.....	46	18-2-B.....	92	22-0.....	79	30-20-SP.....	25
1-V-150-P.....	49	8-M.....	46	18-3.....	92	22-0-1.....	79	30-20-T.....	109
1-V-150-S.....	49	9-1.....	47	18-003A.....	93	22-0-2.....	79	30-20+T.....	109
2-150-P.....	36	9-2.....	47	18-3-AS.....	93	22-0-2-100.....	79	30-30.....	21
2-150-S.....	36	9-3.....	47	18-3-B.....	92	22-1.....	80	30-30+.....	30
2-151-P.....	37	10-A.....	148	18-4.....	92	22-1-AS.....	85	30-30-B.....	21
2-151-S.....	37	10-G.....	148	18-4-B.....	92	22-2.....	80	30-30+B.....	30
2-152-P.....	39	10-M.....	149	18-5.....	92	22-3.....	80	30-40.....	21
2-152-S.....	39	11-0-A.....	33	18-005A.....	93	22-4.....	80	31-1.....	145
2-153-P.....	40	11-0-A3.....	33	18-5-B.....	92	22-5.....	80	31-2.....	145
2-153-S.....	40	11-0-A4.....	33	18-006A.....	93	23.....	101	32-1.....	146
2-300-P.....	36	11-0-A5.....	33	18-008A.....	93	24-A.....	83	32-2.....	146
2-300-S.....	36	11-0-AV.....	35	18-010A.....	93	24-B.....	83	33.....	146
2-301-P.....	37	11-0-B.....	33	18-012A.....	93	24-C.....	83	34-0.....	146
2-301-S.....	37	11-0-BV.....	35	18-016A.....	93	25-A.....	83	34-1.....	146
2-302-P.....	39	11-1-A.....	33	18-208A.....	93	25-B.....	83	38.....	148
2-302-S.....	39	11-1-A3.....	33	18-210A.....	93	25-C.....	83	40-3.....	148
2-303-P.....	40	11-1-A4.....	33	18-212A.....	93	25-D.....	83	40-3-1.....	148
2-303-S.....	40	11-1-A5.....	33	18-214A.....	93	25-K.....	83	40-3-8.....	148
2-V-150.....	48	11-1-AV.....	35	18-216A.....	93	25-N.....	83	40-5.....	148
2-V-150-P.....	49	11-1-B.....	33	18-218A.....	93	26-A.....	82	41-0.....	50
2-V-150-S.....	49	11-1-BV.....	35	18-314A.....	93	26-B.....	82	41-1.....	50
3-200-P.....	36	11-2-A.....	33	18-316A.....	93	28-A.....	82	41-2.....	50
3-200-S.....	36	11-2-A3.....	33	18-318A.....	93	28-B.....	82	41-3.....	50
3-201-P.....	37	11-2-A4.....	33	18-320A.....	93	28-C.....	84	41-4.....	50
3-201-S.....	37	11-2-A5.....	33	18-322A.....	93	28-D.....	84	41-5.....	50
3-202-P.....	39	11-2-AV.....	35	18-324A.....	93	29-A-69.....	91	41-5-B.....	50
3-203-P.....	40	11-2-B.....	33	19-1-P.....	92	30-1.....	21	42-0.....	51
3-203-S.....	40	11-2-BV.....	35	19-2-P.....	92	30-1+.....	30	42-1.....	51
3-300-P.....	36	11-3-B.....	33	19-3-P.....	92	30-1-2.....	22	42-2.....	51
				19-4-P.....	92	30-1-S.....	25	42-3.....	51
				19-5-P.....	92	30-1+S.....	31	42-4.....	51
				20-1.....	16, 48	30-1-S-T.....	27	42-5.....	51
				20-1+.....	28	30-1+S-T.....	32	42-5-B.....	51
				20-1-2.....	17	30-2.....	21	43-001.....	57, 58
				20-1-4.....	17	30-2+.....	30	43-2.....	58



43-3.....	58	55-0-M.....	130	102-0.....	145	129-4-H.....	163	204-3.....	64	406-70.....	191
43-011.....	57, 58	55-1.....	130	102-1.....	145	129-5.....	164	204-30.....	142	406-75.....	191
43-12.....	58	55-1-M.....	130	103-1.....	152	129-5-45.....	164	204-V.....	151	406-80.....	191
43-13.....	58	55-2.....	130	103-2.....	152	129-5-45-H10.....	165	205-00.....	53	406-85.....	191
44-1.....	58	55-2-M.....	130	103-3.....	152	129-5-45-H20.....	165	205-01.....	53	406-90.....	191
44-2.....	58	55-3.....	130	104.....	147	129-5-H.....	164	205-1-B.....	53	406-95.....	191
44-3.....	58	55-3-M.....	130	104-32.....	147	129-6.....	166	205-02.....	53	406-100.....	191
44-4.....	58	55-4.....	130	105-0.....	147	129-25.....	161	205-02-B.....	53	406-105.....	191
44-5.....	58	55-4-M.....	130	105-1.....	147	129-36.....	165	205-3.....	53	406-110.....	191
44-6.....	58	56-1.....	131	108-1.....	147	129-36-H.....	165	205-3-B.....	53	406-115.....	191
45-1.....	59	56-1-M.....	131	108-2.....	147	130-2.....	68	206-00.....	54	406-120.....	191
45-2.....	59	56-2.....	131	108-3.....	147	130-3.....	68	206-01.....	54	482-1.....	60
45-3.....	59	56-2-M.....	131	110-01.....	69	130-10.....	68	206-1-B.....	54	482-2.....	60
45-4.....	59	56-3.....	131	110-02.....	69	130-20.....	68	206-02.....	54	482-3.....	60
45-5.....	59	56-3-M.....	131	110-3.....	69	133-24.....	190	206-02-B.....	54	482-4.....	60
45-6.....	59	58-UNC10.....	140	110-4.....	69	133-27.....	190	206-3.....	54	482-5.....	60
45-7.....	59	58-UNC12.....	140	110-10.....	69	133-30.....	190	206-3-B.....	54	483-2.....	60
46-1-A.....	51	58-UNC14.....	140	110-20.....	69	133-32.....	190	207-00.....	55	483-3.....	60
46-1-B.....	52	58-UNC38.....	140	112-1.....	56	133-34.....	190	207-01.....	55	483-4.....	60
46-2-A.....	51	58-UNC58.....	140	112-2.....	56	133-36.....	190	207-1-B.....	55	483-5.....	60
46-2-B.....	52	58-UNC516.....	140	112-3.....	56	133-41.....	190	207-02.....	55	600-17.....	49
47-1-A.....	52	58-UNC716.....	140	112-10.....	56	133-46.....	190	207-02-B.....	55	720-028.....	192
47-1-B.....	52	58-UNC916.....	140	112-20.....	56	133-50.....	190	207-3.....	55	728T729.....	103
47-2-A.....	52	65-0.....	143	113-3.....	56	133-55.....	190	207-3-B.....	55	728T-A0.....	102
47-2-B.....	52	65-1.....	143	113-20.....	56	133-60.....	190	207-65.....	55	728T-A1.....	102
48.....	151	65-2.....	143	116-20.....	152	133-65.....	190	207-80.....	55	728T-A2.....	102
49-0-S.....	135	66-1.....	143	118-0.....	152	133-70.....	190	207-95.....	55	728T-A3.....	102
49-01.....	135	66-2.....	143	118-1.....	152	133-75.....	190	208-0.....	70	728T-A4.....	102
49-02.....	135	66-3.....	143	119-0.....	141	133-80.....	190	208-01.....	70	728T-A11.....	102
49-03.....	135	67-01.....	144	119-1.....	141	133-85.....	190	208-02.....	70	728T-A21.....	102
49-04.....	135	67-2.....	144	120-1.....	68	133-90.....	190	209-0.....	71	728T-A31.....	102
49-05.....	135	67-03.....	144	120-2.....	68	133-95.....	190	209-01.....	70	728T-A41.....	102
49-06.....	135	67-04.....	144	120-3.....	68	133-100.....	190	209-02.....	70	729T-J0.....	102
49-7.....	135	67-05.....	144	120-10.....	68	133-105.....	190	210-1.....	65	729T-J1.....	102
49-8.....	135	67-06.....	144	120-20.....	68	133-110.....	190	210-2.....	65	729T-J2.....	102
49-9.....	135	67-07.....	144	120-30.....	68	133-115.....	190	210-3.....	65	729T-J3.....	102
49-10.....	135	67-08.....	144	120-ST.....	68	133-120.....	190	219-1.....	49	729T-J4.....	102
49-A.....	136	67-09.....	144	121-182.....	155	134.....	153	220.....	61	729T-J11.....	102
49-B.....	136	67-10.....	144	121-190.....	155	135-1.....	161	220-02.....	61	729T-J21.....	102
49-C.....	136	67-12.....	144	121-260.....	155	135-2.....	161	220-03.....	61	729T-J31.....	102
49-T-1.....	134	69-A.....	98	121-266.....	155	135-3.....	161	220-K.....	61	729T-J41.....	102
49-T-2.....	134	69-B.....	98	121-319.....	155	135-4.....	161	220-T.....	109	800.....	46, 124
49-T-3.....	134	69-C.....	98	121-326.....	155	135-5.....	161	221-G.....	81	800-050.....	124
49-T-4.....	134	70-1.....	98	121-389.....	155	139-1.....	191	222-1.....	101	800-100.....	124
49-T-5.....	134	70-2.....	98	123.....	142	140-1.....	67	222-U.....	101	800-150.....	124
49-T-A.....	135	70-3.....	98	123-2.....	142	140-2.....	67	223.....	84	800-626.....	124
49-U-11.....	134	70-4.....	98	123-3.....	142	140-3.....	67	223-G.....	85	800-ERS.....	46, 124
49-U-12.....	134	70-711.....	99	124-20-A.....	152	140-5.....	67	223-K.....	85	801.....	46, 124
49-U-13.....	134	70-712.....	99	124-20-B.....	152	142-1.....	150	224-1.....	81	801-ERS.....	46, 124
49-U-14.....	134	70-713.....	99	124-20-U.....	152	142-2.....	150	224-2.....	81	802.....	46, 124
49-U-15.....	134	70-721.....	99	124-K.....	153	142-3.....	150	225-1.....	80	802-ERS.....	46, 124
49-U-B.....	134	70-722.....	99	126-10.....	142	142-4.....	150	225-2.....	80	804.....	46, 124
50-1.....	136	70-731.....	99	127-2.....	160	145-2.....	169	225-3.....	80	818-0.....	120
50-2.....	136	70-732.....	99	127-3.....	160	160-1.....	190	225-SK.....	153	818-021.....	120
50-3.....	136	70-4730.....	99	127-4.....	160	160-2.....	190	226-4/11.....	141	818-100.....	121
51-1.....	136	70-4731.....	99	128-1.....	160	165-E.....	190	229-1.....	149	818-150.....	121
51-2.....	136	70-4733.....	99	128-2.....	160	200-U.....	69	229-1-2.....	149	818-215.....	121
51-3.....	136	70-4734.....	99	128-3.....	160	200-UM.....	69	229-2.....	149	818-250.....	125
52.....	136	70-A.....	98	128-4.....	160	201-0.....	62	229-3.....	149	818-280.....	125
53.....	137	70-B.....	98	128-5.....	160	201-1.....	62	229-3/20.....	149	820-0.....	122
53-5.....	137	70-K.....	98	128-F-SW.....	150	201-2.....	62	229-100.....	149	844-000.....	118
53-6.....	137	71.....	100	128-G-3.....	166	201-3.....	62	230.....	141	844-1-B.....	118
53-7.....	137	71-K.....	100	128-G-4.....	166	201-4.....	62	230-1.....	153	844-2-B.....	118
53-8.....	137	71-L.....	100	128-G-6-H15.....	166	201-5.....	62	230-S.....	141	844-3-B.....	118
53-10.....	137	71-M.....	154	129-0.....	161	202-0.....	63	243-12.....	59	844-4-B.....	118
53-12.....	137	97-1.....	191	129-0-25.....	161	202-1.....	63	406-24.....	191	844-5-B.....	118
53-14.....	137	97-2.....	191	129-0-29.....	161	202-2.....	63	406-27.....	191	844-020.....	118
53-16.....	137	97-3.....	191	129-0-DC-1.....	161	202-3.....	63	406-30.....	191	844-100.....	118
53-18.....	137	97-4.....	191	129-0-DC-2.....	161	202-4.....	63	406-32.....	191	844-150.....	118
53-20.....	137	98-1.....	155	129-1.....	162	202-5.....	62	406-34.....	191	844-200.....	118
53-22.....	137	98-2.....	155	129-1-B-1.....	162	203-0.....	63	406-36.....	191	844-250.....	118
53-24.....	137	100-0.....	144	129-2.....	162	203-1.....	63	406-38.....	191	844-251.....	118
53-30.....	137	100-1.....	144	129-3.....	163	203-2.....	63	406-41.....	191	844-626.....	125
54-2.....	130	100-2.....	144	129-3-A.....	162	203-3.....	63	406-46.....	191	845-000.....	118
54-2-M.....	130	100-3.....	144	129-3-A-32.....	162	203-4.....	63	406-50.....	191	845-1-B.....	118
54-3.....	130	101-1.....	145	129-3-A-34.....	162	204-0.....	64	406-55.....	191	845-2-B.....	118
54-3-M.....	130	101-2.....	145	129-3-H.....	163	204-1.....	64	406-60.....	191	845-3-B.....	118
55-0.....	130	101-3.....	145	129-4.....	163	204-02.....	64	406-65.....	191	845-4-B.....	118

01
02
03
04
05
06
07
08
09
10
11
12



845-5-B..... 118
 845-150..... 119
 845-250..... 119
 845-851..... 119
 845-855..... 120
 845-858..... 122
 880-114..... 123, 168
 880-137..... 123, 168
 880-144..... 123, 168
 880-147..... 123, 168
 880-800..... 123, 167
 880-801..... 123, 167
 880-802..... 123, 167
 1900-30..... 192
 1900-50..... 192
 1900-75..... 192
 608080..... 43
 608130..... 43
 609087..... 43
 609105..... 43
 610070..... 43
 610094..... 43
 610110..... 43
 612080..... 43
 612110..... 43
 612130..... 43
 612150..... 43
 612200..... 43
 614135..... 43
 614160..... 43
 614200..... 43
 614250..... 43
 616220..... 43
 616270..... 43
 616325..... 43
 618105..... 43
 618175..... 43
 618210..... 43
 620172..... 43
 620230..... 43
 620250..... 43
 621130..... 43
 621220..... 43
 621300..... 43
 621355..... 43
 623230..... 43
 623260..... 43
 623325..... 43
 623360..... 43
 623450..... 43
 626300..... 43
 626400..... 43
 626500..... 43
 633400..... 43
 633500..... 43
 633600..... 43
 637350..... 43
 637500..... 43
 637600..... 43
 800017..... 46, 124

GOLIATH-500..... 185
 GOLIATH-518..... 186
 GOLIATH-556..... 185

K

K-16..... 81
 K-20-15..... 29
 K-58-M05-M10..... 140
 K-59-1/14..... 154
 K-142/4..... 150
 K-142/6..... 150
 K-204-02-210-1..... 65
 K-222-1/7..... 101
 K-226-4/12..... 141
 K-482..... 60
 K-2030-10..... 19
 K-2030-10-S..... 24
 K-2030-10-S-T..... 26
 K-2030-20..... 19
 K-2030-20-B..... 19
 K-2030-20-S..... 24
 KS-22-01..... 84
 KS-22-02..... 84
 KS-59-1/14..... 190
 KS-63-1/5..... 143
 KS-70-A-K..... 99

M

Micro..... 67

U

UFP-1..... 186
 UFP-2..... 186
 UFP-3..... 186

W

WT-000..... 106
 WT-002..... 107
 WT-003..... 107
 WT-003+S..... 107
 WT-005..... 107
 WT-008..... 108
 WT-010..... 108
 WT-014..... 110
 WT-030..... 108
 WT-031..... 108
 WT-017..... 110
 WT-018..... 110
 WT-019..... 110
 WT-020..... 111
 WT-021..... 111
 WT-50..... 109

Y-11-17..... 179
 Y-12-17..... 179
 Y-13-17..... 179
 Y-14-17..... 179
 Y-15-17..... 179
 Y-16-17..... 179
 Y-17-17..... 179
 Y-18-17..... 179
 Y18-208..... 176
 Y-19-17..... 179
 Y-20-17..... 179
 Y20-180..... 179
 Y20-205..... 174
 Y20-206..... 175
 Y28-180..... 177
 Y28-200..... 187
 Y28-205..... 172
 Y28-206..... 172
 Y28-218..... 178, 187
 Y28-256..... 173, 187
 Y30-180..... 179
 Y30-205..... 174
 Y30-206..... 175
 Y38-180..... 177
 Y38-205..... 172
 Y38-206..... 172
 Y38-300..... 187
 Y38-318..... 178, 187
 Y38-356..... 173, 187
 Y50-180..... 179
 Y50-205..... 174
 Y50-206..... 175
 Y-57-24..... 131
 Y-57-32..... 131
 Y-57-41..... 131
 Y-57-50..... 131
 Y-57-60..... 131
 Y58-180..... 177
 Y58-205..... 172
 Y58-206..... 172
 Y58-500..... 187
 Y58-518..... 178, 187
 Y58-556..... 173, 187
 Y200-00..... 186
 Y205-00..... 174
 Y205-20..... 174
 Y206-30..... 174
 Y-215-2..... 177
 Y-215-3..... 177
 Y-215-4..... 177
 Y218-03..... 178
 Y218-06-P..... 178
 Y218-07-P..... 178
 Y218-08-P..... 178
 Y218-09-P..... 178
 Y218-10..... 175, 179
 Y218-11..... 175, 179
 Y218-12-P..... 178
 Y218-31-P..... 178
 Y218-33..... 178
 Y-221-E..... 177
 Y300-00..... 186
 Y305-00..... 174
 Y305-20..... 174
 Y306-30..... 174
 Y-315-4..... 177
 Y-315-5..... 177
 Y318-03..... 178
 Y318-04..... 178
 Y318-10..... 175, 179
 Y318-11..... 175, 179
 Y318-33..... 178
 Y318-36-P..... 178
 Y318-37-P..... 178
 Y318-38-P..... 178
 Y318-39-P..... 178
 Y318-41-P..... 178
 Y-321-E..... 177

Y500-00..... 186
 Y505-00..... 174
 Y505-20..... 174
 Y506-30..... 174
 Y-515-5..... 177
 Y-515-6..... 177
 Y-515-7..... 177
 Y518-03..... 178
 Y518-07-P..... 178
 Y518-08-P..... 178
 Y518-09-P..... 178
 Y518-10..... 175, 179
 Y518-11..... 175, 179
 Y518-31-P..... 178
 Y518-33..... 178
 Y-521-E..... 177
 Y-5724M..... 131
 Y-5732M..... 131
 Y-5741M..... 131
 Y-5750M..... 131
 Y-5760M..... 131
 YCH-604..... 181
 YCR-400..... 181
 YDB-27E..... 181
 YDB-33E..... 181
 YDB-55E..... 181
 YDG-20E..... 181
 YDG-30E..... 181
 YDG-50E..... 181
 YDM-20E..... 181
 YDM-30E..... 181
 YDM-50E..... 181
 YF-200..... 167, 173
 YGA-2..... 167, 173
 YHP-320..... 167, 173
 YHP-321..... 167, 173
 YHP-324..... 167, 173
 YHP-325..... 167, 173
 YHP-326..... 167, 173
 YM-235..... 167, 173
 YRE-050..... 180
 YRE-101..... 180
 YRE-102..... 180
 YRH-202..... 180
 YRH-206..... 180
 YRH-302..... 180
 YRH-603..... 180
 YSM-100..... 180
 YSM-200..... 180

E

EVLW-1-INDUSTRIE..... 106
 EVLW-1-KFZ..... 106
 EVLW-1-NFZ..... 106

G

GOLIATH..... 182
 GOLIATH-200..... 185
 GOLIATH-218..... 186
 GOLIATH-256..... 185
 GOLIATH-300..... 185
 GOLIATH-318..... 186
 GOLIATH-356..... 185

Y

Y-01-17..... 179
 Y-02-17..... 179
 Y-03-17..... 179
 Y-04-17..... 179
 Y-05-17..... 179
 Y05-208..... 176
 Y-06-17..... 179
 Y-07-17..... 179
 Y-08-17..... 179
 Y08-208..... 176
 Y-09-17..... 179
 Y-10-17..... 179
 Y10-208..... 176



	Spannweite spread		Adapter Innenvierkant inner square drive (adapter)		Durchmesser des Sicherungs-Innenringes diameter of circlip (inner ring)
	Spanntiefe depth		Gewinde thread		Schlaghülsendurchmesser diameter of impact sleeves
	Höhe des Abzughakenfußes length of claw		Durchmesser des Gewindes thread diameter		Anzahl der Schlaghülsen number of impact sleeves
	Abzughakenlänge length of the jaw		Länge des Gewindes length of thread		Durchmesser des Schlagringes diameter of impact ring
	Höhe der Verlängerung length of extension		Gewindelänge der hydraulischen Spindel thread length of hydraulic spindle		Anzahl der Schlagringe number of impact rings
	Fußöffnung des Abzughakens opening of claw end		Spindelspitzendurchmesser diameter of cone end		Anzahl der Abstützringe number of rings
	Länge der Spindel spindle length		Spindelspitzenhöhe length of cone end		Bohrerdurchmesser diameter of drill
	Antrieb Außensechskant hexagon drive (male)		Spannweite der Zwinde spread of clamp		Durchmesser der Insert-Hülse diameter of insert sleeve
	Antrieb Außenvierkant square drive (male)		Muttergröße nut size		Länge der Insert Hülse length of insert sleeve
	Antrieb Innensechskant hexagon drive (female)		Schneidbereich cutting area		Steigung der Insert Hülse thread pitch of insert sleeve
	Antrieb Innenvierkant square drive (female)		Länge ohne Druckspindel length (without pressure spindle)		Anzahl der Hülsen number of sleeves
	Gabelöffnung fork opening		Anzahl der Spanntiefenverstellung number of positions		Kettenbolzendurchmesser diameter of chain pin
	Gabelöffnung konisch fork opening (conical)		Anzahl der Arme number of jaws		Schlagweg length of impact area
	Hebelspannbereich opening range		Höhe des Zylinders height of cylinder		Schlagmasse mass
	Gabelöffnung fork opening		Hub cylinder stroke		Lenksäulendurchmesser diameter of steering column
	lichte Höhe clear height		Federspannbereich spread		Lochkreisdurchmesser diameter of bolt circle
	lichte Weite clear width		Federdurchmesser diameter		Spreizbereich spread area
	Fußstärke thickness (of material)		Anzahl der Federhalter number of segments		Gewindedurchmesser der Schraube thread diameter
	Durchmesser der Trennmesser diameter of separator		Breite des Grundgerätes width of basic unit		Stehbolzendurchmesser bolt diameter
	Abstand der Seitenbolzen distance of side screw		Höhe des Grundgerätes height of basic unit		Durchmesser des Spannfutters diameter of chuck
	Zugbolzenweite distance of side screw		Spannweite der Klemmbacken spread		Ventilfederspannweite spread of valve spring
	Zugbolzentiefe depth		Durchmesser der Flansche diameter of flanges		Bereich der Spannung voltage area
	Einsatztiefe effective depth		Kugellager ISO ball bearing ISO		Fördervolumen flow volume
	Länge der Innenauszieher length of internal		Innendurchmesser des Kugellagers inner diameter of ball bearings		nutzbares Ölvolmen effective volume
	Anzahl Segmente number of segments		Maximalgewicht des Kugellagers maximum weight of ball bearing		Inhalt content
	Gewinde des Adapters (Werkstückseite) thread of adapter		Durchmesser des Kolbenringes diameter of piston ring		Kompatibel mit compatible with
	Gewinde des Adapters (Zugbolzenseite) thread of adapter		Spanndurchmesser spread		Farbe color
	Anzahl der Adapter number of adapters		Spannhöhe height		Verpackungseinheit package unit
	Adapter Innensechskant inner hexagon drive (adapter)		Durchmesser des Sicherungs-Außenringes diameter of circlip (outer ring)		Gewicht weight



Sicherheits- und Gebrauchshinweise
Precautionary Notes and Helpful Hints

Werkzeuge dürfen grundsätzlich nur ihrem Zweck entsprechend, unter den vorgesehenen Bedingungen und innerhalb der Gebrauchsbeschränkungen benutzt werden.
 All tools must always be used for the intended purposes under the envisioned conditions and within their postulated limitations.



Überprüfen Sie regelmäßig den Zustand des Werkzeuges und ersetzen Sie beschädigte oder abgenutzte Teile.
 Check the condition of your tools at regular intervals, and replace any damaged or worn parts.



Halten Sie die Gewinde von Spindeln und Traversen stets rein und immer gut geölt.
 Keep the threads of all spindles, heads, etc. clean and well oiled.



Informieren Sie sich vor dem Einsatz über den richtigen Gebrauch des anzuwendenden Abziehwerkzeuges, unter Berücksichtigung der dabei erforderlichen Sicherheitsmaßnahmen. Before you start work, acquaint yourself with the proper use of the tool or tools in question, with due attention to pertinent safety measures.



Sofern über einen der genannten Punkte die geringste Unsicherheit besteht, sollte zur Klärung werkseitige Anwendungsberatung eingeholt werden.
 If anything at all is unclear about any of the above, it is best to call the factory for some firsthand advice.



Vergewissern Sie sich vor dem Einsatz, daß sich das Abziehwerkzeug in einwandfreiem Zustand befindet.
 Prior to starting work, make sure that the pulling tool is in good working order.



Überprüfen Sie die korrekte Anbringung des Werkzeuges und überwachen Sie während des Abziehvorganges die auftretenden Kräfte.
 Double-check the tool for correct mounting, and monitor the forces incidental to the pulling process.



Überschreiten Sie niemals, die für das Werkzeug vorgegebenen Belastungswerte. Kontrollieren Sie die Aufbringung der Abziehkraft bei mech. Abziehwerkzeugen durch Verwendung eines Drehmomentschlüssels und bei pumpenbetriebenen, hydr. Abziehwerkzeugen durch ein Manometer. Never violate the maximum load data prescribed for the tool in question. Use a torque wrench (for mechanical/pressure-screw-driven tools) or a pressure gauge (hydraulic/pump-driven tools) to keep tabs on the applied forces.



Tragen Sie stets eine Schutzbrille und geeignete Schutzkleidung.
 Always wear suitable personal protective equipment, including protective goggles.



Umhüllen Sie zum Schutz gegen das bei Abzieharbeiten immer mögliche ruckartige Ablösen Abziehwerkzeug und abzuziehendes Teil mit einer Unfallschutzplane. Always wrap the pulling tool and the workpiece in a protective blanket as a precaution against the potential effects of sudden release.



Bei Überlastungserscheinungen, Schwergängigkeit usw. ist der Abziehvorgang zu unterbrechen und eine größere Ausführung der entsprechenden Series einzusetzen. If the tool appears to be overloaded, works sluggishly, or is otherwise negatively conspicuous, interrupt the pulling process, and replace the tool with a larger model.



Verwenden Sie keine elektrischen oder pneumatischen Kraft- oder Schlagschrauber zum Betätigen von Abziehwerkzeugen.
 Never use an electric- or pneumatic-powered impact/hammer drill for driving a pulling tool.



Verwenden Sie keine Verlängerungen zur Erhöhung des übertragenen Drehmomentes.
 Never use extensions to increase the applied torque.



Nehmen Sie keinerlei Veränderung an den Produkten vor.
 Never alter a pulling tool or related product in any way.



Da Stahl unter Wärmeeinfluß seine Festigkeitseigenschaften verändert, dürfen Abziehwerkzeuge bei evtl. Anwärmen abzuziehender Teile nicht miterwärmt werden.
 Since heat detracts from the thermal properties of steel, and since some parts require heating to facilitate their removal, remember to never heat the pulling tool along with the part.



Die optimierte Geometrie von Traverse und Gleitstücken sorgt für besonders leichtes Verschieben der Abzughaken auf der Traverse.
 The geometry of the cross-bar and sliding parts has been optimized to ensure particularly easy movement of the extractor jaws along the cross-bar.



Die Kreuzhaken garantieren maximale Stabilität der Aufhängung der Abzughaken im Gleitstück.
 The cross-jaws guarantee maximum stability for the mounted sliding parts and jaws.



Ermöglicht durch die Handstellrändel ein schnelles Lösen und Verschieben, der Abzughaken auf der Traverse, ohne Schraubenschlüssel.
 A manual adjustment knurl allows rapid loosening and adjusting of the extractor jaws without using a wrench.



Leichtes Drehen der Betätigungsmutter durch eingebautes Drucklager. Der Reibungswiderstand wird auf ein Minimum reduziert.
 The operating nut is easy to turn thanks to a built-in pressure bearing. Resistance from friction is reduced to a minimum.



Leichtgängige, selbstverstellbare Abzughaken mit innenliegender Federung. Smooth-running, self-adjusting spring-back jaws.



Automatische Selbstspannung und Selbstzentrierung der Abzughaken. Automatic tensing and centering of the extractor jaws.



Durch das Drehen der Feststellschraube werden die Abzughaken zentrisch angespannt und greifen so fest um das abzuziehende Teil. Ein Bewegen oder Abrutschen wird so verhindert.
 By turning the locking bolt the jaws are centered and tensioned and therefore firmly grip the piece to be pulled off. This prevents the jaws moving or slipping off.




Einzigartiges, leichtes Zurückdrehen des Mutternsprenger-Meißels aus verformten oder gesprengten Müttern. Der Meißel bleibt nicht in der Mutter hängen.
 Unique, simple pullback of the nut splitter chisel to remove it from deformed or split nuts. The chisel does not get stuck in the nut.



Abziehwerkzeuge mit Hydraulikfunktion.
 Tools with hydraulic function.





Office hours:

Monday - Thursday:

7:00 AM - 4:00 PM

Friday:

7:00 AM - 2:00 PM

Inquiry:

Phone: +49 2103 9754-400

Fax: +49 2103 9754-420

Mail: inquiry@KUKKO.com

Order: order@KUKKO.com

KUKKO-Werkzeugfabrik

Kleinbongartz & Kaiser oHG
Heinrich-Hertz-Str. 5 · 40721 Hilden · GERMANY

Phone: +49 2103 9754-300

Fax: +49 2103 9754-310

Mail: info@KUKKO.com

Web: www.KUKKO.com

© 2016 Kleinbongartz & Kaiser oHG - All rights reserved. Unauthorized copying or distribution without written permission is strictly prohibited.